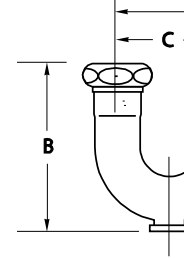
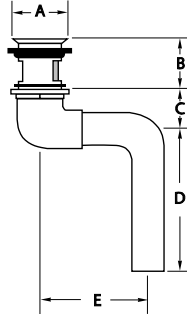
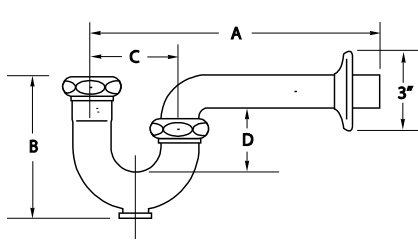


Part Num.	Item Description	UPC# 046224 +	Ctn Qty	Ctn Wt	Line Art
-----------	------------------	---------------	---------	--------	----------

**SPECIFICATION DRAWINGS ~ COMMERCIAL ITEMS**


Catalog No.	Dimensions				
	A	B	C	D	E
5700PC	2 <sup>3</sup> / <sub>16</sub> "	1 <sup>7</sup> / <sub>16</sub> "	1"	7 <sup>3</sup> / <sub>4</sub> "	5"



Catalog No.	Dimensions			
	A	B	C	D
5303	11"	5 <sup>1</sup> / <sub>8</sub> "	2 <sup>1</sup> / <sub>2</sub> "	1 <sup>3</sup> / <sub>4</sub> "
5307-5311	12"	5 <sup>1</sup> / <sub>4</sub> "	2 <sup>7</sup> / <sub>8</sub> "	2 <sup>1</sup> / <sub>8</sub> "

Catalog No.	Dimensions			
	A	B	C	D
5680PC	2 <sup>3</sup> / <sub>16</sub> "	1 <sup>1</sup> / <sub>2</sub> "	4"	6 <sup>3</sup> / <sub>4</sub> "
5682PC	2 <sup>3</sup> / <sub>16</sub> "	1 <sup>1</sup> / <sub>2</sub> "	5 <sup>3</sup> / <sub>4</sub> "	8 <sup>1</sup> / <sub>4</sub> "

- THE "COMMERCIAL LINE" MEANS QUALITY FOR PLUMBING PROFESSIONALS



- SEMI CAST PRODUCTS
- LOOSE KEY STOPS

COMMERCIAL LINE

**CROSS REFERENCE**

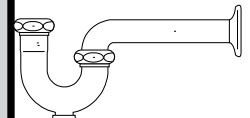
KEENEY CAT. NO.	Am. Std. Cat. No.	Crane Cat. No.	Eljer Cat. No.	Kohler Cat. No.	Mc Guire Cat. No.
5303PC	4401.014	8-5260	804-1180	K-8998	8872
5311PC	4402.012	8-5260	804-1185	K-8999	8902
5307PC	4403.010	8-5260	804-1190	K-9000	8912
5459XPC	4418.026	8-5272	804-1100	K-9004	8088
5463XPC	4420.030	8-5272	804-1105	K-8995	8090
5461XPC	4419.040	8-5272	804-1110	K-8996	8089
384PC	4429.015	8-5270	804-1125	K-9010	201
385PC	4430.013	8-5270	804-1130	K-9010	202
5680PC	2411.015	8-5222	803-0552	K-7715	155-A
5700PC	7723.018		803-0530	K-13885	155-WC

**SEMI-CAST TRAPS WITH CLEANOUT - BRASS NUTS**

5303PC	1 1/4" X 1 1/4" 17GA POLISHED CHROME
5311PC	1 1/4" X 1 1/2" 17GA POLISHED CHROME
5307PC	1 1/2" X 1 1/2" 17GA POLISHED CHROME




93263 5	25	38 lbs.
93274 1	25	59 lbs.
93272 7	25	58 lbs.



COMMERCIAL LINE

Part Num.	Item Description	UPC# 046224 +	Ctn Qty	Ctn Wt	Line Art
<b>SEMI-CAST TRAPS WITH CLEANOUT - BRASS NUTS - CONTINUED</b>					
5303PCDF	1 1/4" X 1 1/4" 17GA POLISHED CHROME - DEEP FLANGE	93264 2	25	38 lbs.	
5307PCDF	1 1/2" X 1 1/2" 17GA POLISHED CHROME - DEEP FLANGE	93270 3	25	58 lbs.	
5307XPC	1 1/2" X 1 1/2" 17GA POLISHED CHROME - GROUND JOINT	93273 4	25	58 lbs.	
5311XPC	1 1/4" X 1 1/2" 17GA POLISHED CHROME - GROUND JOINT	93279 6	25	59 lbs.	
<b>SEMI-CAST TRAPS WITH CLEANOUT - DIE CAST NUTS</b>					
5303PCDC	1 1/4" X 1 1/4" 17GA POLISHED CHROME	93262 8	25	44 lbs.	
5307PCDC	1 1/2" X 1 1/2" 17GA POLISHED CHROME	93268 0	25	58 lbs.	
5311PCDC	1 1/4" X 1 1/2" 17GA POLISHED CHROME	72533 6	25	60 lbs.	
<b>CAST SWIVEL TRAP - BRASS NUTS</b>					
5461XPC	1 1/2" X 1 1/2" POLISHED CHROME WITH CLEANOUT GROUND JOINT - IPS	93357 1	25	53 lbs.	
<b>CAST BRASS LAVATORY GRID STRAINER</b>					
5680PC	1 1/4" X 8" POLISHED CHROME WITH OPEN GRID STRAINER	70025 8	25	19 lbs.	
5681PC	1 1/4" x 8" POLISHED CHROME WITH OPEN GRID STRAINER (6" TAILPIECE)	93394 6	25	28 lbs.	
5682PC	1 1/4" x 1 1/2" X 6" POLISHED CHROME WITH OPEN GRID STRAINER	93396 0	25	19 lbs.	
<b>CAST BRASS LAVATORY STRAINER FOR WHEEL CHAIR</b>					
5700PC	1 1/4" POLISHED CHROME WITH STRAINER AND DRAIN ASSEMBLY - 17GA TAILPIECE FOR WHEELCHAIR	93400 4	25	38 lbs.	
<b>LOOSE KEY STOPS - BRASS STEM - TAMPER PROOF</b>					
7450PC	3/8" OD X 3/8" IPS ANGLE STOP - POLISHED CHROME	72596 1	25	2 lbs.	
7450KL12PC	3/8" OD X 1/2" LAVATORY SUPPLY KIT WITH 3/8" IPS ANGLE STOP X 12" SUPPLY TUBE AND FLANGES - POLISHED CHROME	70521 5	10	8 lbs.	
7451PC	3/8" OD X 1/2" NOM. INLET WITH 5" EXTENSION ANGLE STOP - POLISHED CHROME	70422 5	5	3 lbs.	
7451KL12PCDF	3/8" OD X 1/2" NOM. INLET X 12" LAVATORY KIT WITH 5" EXTENSION - ANGLE STOP - POLISHED CHROME	70517 8	10	8 lbs.	
7452PC	1/2" OD X 3/8" IPS - ANGLE STOP - POLISHED CHROME	70294 8	5	3 lbs.	
7453PC	3/8" OD X 1/2" IPS - ANGLE STOP - POLISHED CHROME	70423 2	5	3 lbs.	
7454PC	1/2" OD X 1/2" IPS - ANGLE STOP - POLISHED CHROME	70424 9	5	2 lbs.	
7400PC	KEY FOR LOOSE KEY STOPS	07400 7	5	4 lbs.	
<b>URINAL STRAINER</b>					
874PC	BEEHIVE URINAL STRAINER	71092 9	5	8 lbs.	


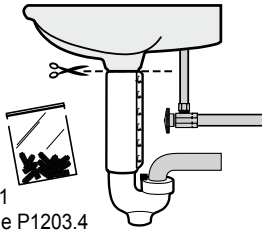
Part Num.	Item Description	UPC# 046224 +	Ctn Qty	Ctn Wt	Line Art
-----------	------------------	---------------	---------	--------	----------



- Attractive
- Easy to install
- Antimicrobial
- Easily cleaned
- Reinstallable
- Highly tamper resistant

Meets the following requirements:

- ADA articles 4.19.4
- ANSI A117.1
- California article P.1594B
- BOCA article P1203.4

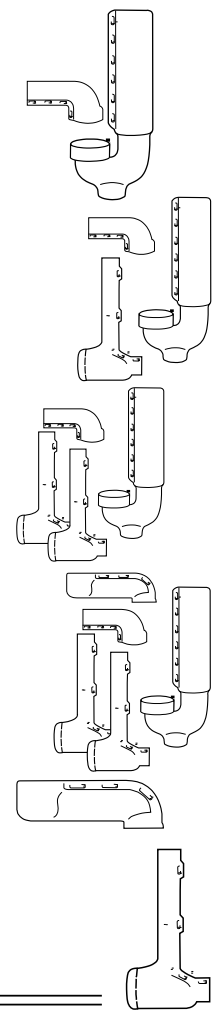



*Professional installation is fast and easy!*

Measure to determine length of pipe to be covered, with scissors or tin shears, cut to length using cutlines on inside of cover, apply the integrally molded fasteners, press together to provide an easy seamless fit. Repeat to install second cover.

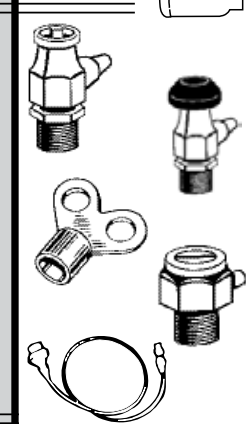
**ADA COMPLIANT UNDERSINK PIPING COVERS**

500KN	ONE P-TRAP COVER	00989 4	5	8 lbs.
501KN	ONE P-TRAP COVER, ONE ANGLE STOP, ONE SUPPLY COVER	00985 6	5	12 lbs.
502KN	ONE P-TRAP COVER, TWO ANGLE STOP, TWO SUPPLY COVERS	00986 3	5	15 lbs.
503KN	ONE P-TRAP COVER, TWO ANGLE STOP, TWO SUPPLY COVERS, ONE OFFSET COVER	00990 0	5	16 lbs.
505KN	ONE OFFSET COVER	00987 0	5	4 lbs.
599KN	ONE ANGLE STOP, ONE SUPPLY COVER	00991 7	5	6 lbs.



**HEATING AIR VALVES**

2KSN	SATIN LOOSE KEY AIR VALVE	92263 6	24	1 lb.
2WSN	SATIN WOOD WHEEL AIR VALVE	92264 3	24	1 lb.
3SN	SATIN AIR VALVE KEY	92466 1	50	10 lbs.
4SN	SATIN COIN AIR VALVE	92929 1	48	1 lb.
5SN	3/16" OD X 21" COIN AIR VALVE WITH TUBE	93161 4	6	1 lb.



COMMERCIAL LINE & HEATING AIR VALVES