

# Plumb Pak<sup>®</sup>

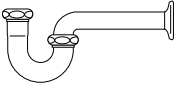
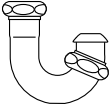
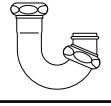
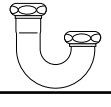

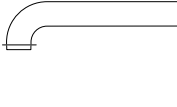
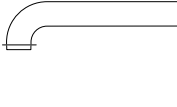
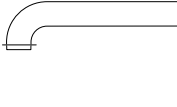
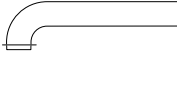
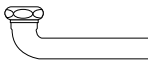
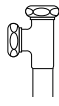








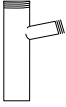






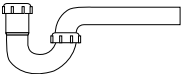
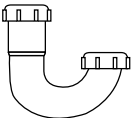
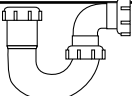
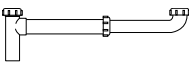

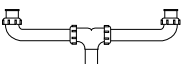
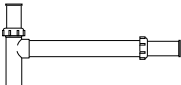
Catalog Addendum

# CONTENTS

**Brass Drainage** .....2  
**Plastic Drainage** .....3  
**Strainers** .....5  
**Bath Drains** .....6  
**Water Supplies** .....7  
**Sink & Faucet** .....9  
**Hose & Fittings** .....8  
**Bathroom Accessories** .....9  
**Toilet Repair** .....9



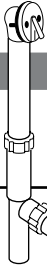
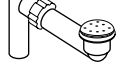









This catalog is a supplement to  
the **Plumb Pak Catalog**, LITPPCAT2006.  
The items contained in this addendum are either new to **Plumb Pak**  
or existing items that are now packaged as part of the "Blue" line.

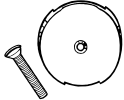
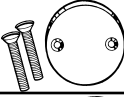



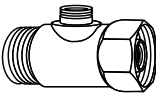
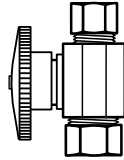
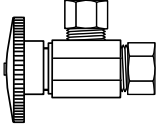
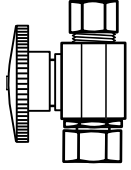
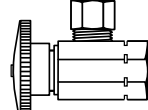
Part Number	Item Description	UPC Number	Box Qty	Box Wt	Ship Ctn Qty	Ship Ctn Wt	Ship Cubic Ft
<b>BRASS DRAINAGE</b>							
	PP258CP P Trap Less Cleanout With Flange For Connection To Wall 1 1/2" x 1 1/4" 22 Gauge. Chrome Plated 1 Per Card 7"H x 12"W	046224023715	-	-	5	5.00	0.52
	PP157CP J Bend, LA Sink Trap with Captured Nut for Connection to IPS Threaded Elbow, Ground Joint 1 1/2" x 1 1/2" 17 Gauge. Chrome Plated 1 Per Card. 7"H x 6.75"W	046224001577	5	5.0	25	25.00	1.85
	PP158RB J Bend, LA Sink Trap Style With Captured Nut For Connection To IPS Threaded Elbow, Ground Joint 1 1/2" x 1 1/2" 17 Gauge. Rough Brass 1 Per Card. 7"H x 6.75"W	046224001584	5	9.00	25	45.00	0.28
	PP1455CP LA J Bend 1 1/4" x 1 1/2" 17 Gauge. Chrome Plated 1 Per Card. 7"H x 6.75"W	046224023753	-	-	5	5.00	0.28
	PP256CP J Bend Less Cleanout 1 1/2" x 1 1/4" 22 Gauge. Chrome Plated 1 Per Card. 7"H x 6.75"W	046224023760	-	-	5	2.93	0.28
	PP30305CP Wall Tube 1 1/2" x 1 1/2" 17 Gauge. Chrome Plated. 7 1/2" 1 Per Hangtag. 8.5"H x 2.3"W	046224023708	-	-	25	20.00	0.74
	PP30304CLCP Wall Tube 1 1/2" x 1 1/2" 22 Gauge. Chrome Plated. 12" 1 Per Hangtag. 13"H x 2.3"W	046224023678	-	-	25	12.50	0.74
	PP30304C15CP Wall Tube 1 1/2" x 1 1/2" 22 Gauge. Chrome Plated. 15" 1 Per Hangtag. 15"H x 2.3"W	046224023685	-	-	25	12.50	1.16
	PP30304C18CP Wall Tube 1 1/2" x 1 1/2" 22 Gauge. Chrome Plated. 18" 1 Per Hangtag. 18"H x 2.3"W	046224023692	-	-	25	13.47	3.01
	PP2519CP Waste Arm 11 1/2" Slip Joint Chrome Plated 1 Per Hangtag. 13"H x 2.3"W	046224023739	-	-	5	2.53	0.63
	PP128CP End Outlet Tee And Tailpiece Slip Joint With Baffle 1 1/2" Chrome Plated 1 Per Card. 8.5"H x 4.75"W	046224023654	5	4.40	25	22.00	0.22
	PP23RB Tube Threaded One End, 1 1/2" 20 Gauge. Rough Brass. 4" 1 Per Hangtag. 5"H x 2.3"W	046224023661	-	-	5	0.96	0.17
	PP244RB Tube Threaded One End, 1 3/8" 20 Gauge. Rough Brass. 4" 1 Per Hangtag. 5"H x 2.3"W	046224023777	-	-	5	0.50	0.14
	PP821-24 Tube Threaded One End, 1 1/4" 20 Gauge. Chrome Plated. 4" 1 Per Hangtag. 5"H x 2.3"W	046224023784	-	-	5	.94	.17
	PP10-12CP Tube Threaded Both Ends, 1 1/4" 20 Gauge. Chrome Plated 12" 1 Per Hangtag. 13"H x 2.3"W	046224024729	5	9.09	25	13.75	.26
	PP161CP Sink Tailpiece 1 1/4" 20 Gauge. Chrome Plated. 6" 1 Per Hangtag. 7"H x 2.3"W	046224023838	-	-	25	11.25	1.32

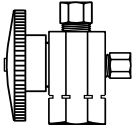


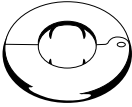
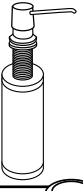


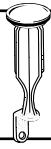
Part Number	Item Description	UPC Number	Box Qty	Box Wt	Ship Ctn Qty	Ship Ctn Wt	Ship Cubic Ft
	PP159SSN Branch Tailpiece 1/2" Copper Outlet Branch 1 1/4" x 8" Slip Joint Satin Nickel 1 Per Card. 10.187"H x 6"W	046224023722	-	-	5	2.46	0.37
	PP163SSN Branch Tailpiece 1/2" Copper Outlet Branch 1 1/4" x 8" Threaded One End Satin Nickel 1 Per Card. 10.187"H x 6"W	046224023746	-	-	5	2.03	0.36
	PP809-18 Slip Joint Nut 1 1/2" x 1 1/2" Cast Brass With Washer 1 Per Card. 3.875"H x 2.875"W	046224023845	5	0.66	25	2.75	0.24
	PP866CP Box Flange 1 1/4" O.D. Chrome 1 Per Card. 5"H x 4"W	046224023807	6	0.21	24	0.84	0.24
	PP867CP Box Flange 1 1/2" O.D. Chrome 1 Per Card. 5"H x 4"W	046224023814	6	0.60	24	2.40	0.76
	PP820-77 Mechanical Pop-up 2 Piece 1 1/4" With 4" Tailpiece Complete With Lift Rod, Plunger And Linkage Chrome Plated Brass 1 Per Card. 11.375"H x 4.625"W	046224022817	6	4.60	24	18.41	1.37
	PP855-16A Slip Joint Washers. Rubber 1 1/4" 100 Per Box 4.75"H x 2.75"W	046224020646	-	-	1	.55	.08
	PP811-02 Floor and Ceiling Plate Chrome Plated plastic, 2" 1 Per Card 7"H x 5"W	046224025412	6	.50	24	2.0	-
<b>PLASTIC DRAINAGE</b>							
	PP940B P-Trap For Connection To Wall Black. 1 1/2" x 1 1/2" Or 1 1/2" x 1 1/4" For Kitchen Or Lavatory 1 Per Card. 7"H x 6.75"W	046224023463	-	-	5	2.24	0.52
	PP66-1B J-Bend For P & S-Trap Black. 1 1/2" x 1 1/2" Or 1 1/2" x 1 1/4" 1 Per Card. 7"H x 6.75"W	046224023470	-	-	5	1.51	0.28
	PP951PVC Plastic Sink Trap LA Style White. 1 1/2" 1 1/4" For Connection To IPS 1 Per Card. 7"H x 7.75"W	046224023562	-	-	5	1.74	0.50
	PP920W Telescopic End Outlet Waste Slip Joint White. 1 1/2" x 16" 1 Per Bag. 9"H x 22.75"W	046224023586	-	-	5	2.83	0.99
	PP925B Masterwaste End Outlet Slip Joint Or Direct Connect Black. 1 1/2" x 16" C To E With Baffle Tee 1 Per Card. 8.62"H x 19.75"W	046224023524	-	-	5	0.28	0.99
	PP930B Masterwaste Center Outlet Slip Joint Or Direct Connect Black. 1 1/2" x 16" C to C With Baffle Tee 1 Per Card. 3.875"H x 2.875"W	046224023531	-	-	5	3.93	0.99
	PP335W Adjustable Disposer Kits - Direct Connect 1 1/2" Telescopic Adjustable 10" -15" White. For In-Sink-Erator 1 Per Bag. 9"H x 22.75"W	046224023579	-	-	10	5.11	0.99







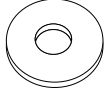
Part Number	Item Description	UPC Number	Box Qty	Box Wt	Ship Ctn Qty	Ship Ctn Wt	Ship Cubic Ft
PP66-9B	Masterwaste Drain Tube Slip Joint Or Direct Connect For Use With End Or Center Outlet Tee Black. 1 1/2" x 15" 1 Per Card. 6.125"H x 13"W	046224023494	-	-	5	2.22	0.63
PP101AW	Waste Arm Direct Connect White. 1 1/2" x 7" 1 Per Hangtag. 8"H x 2.3"W	046224023593	-	-	25	4.03	0.74
PP101W	Waste Arm Slip Joint White. 1 1/2" x 7" 1 Per Hangtag. 8"H x 2.3"W	046224023609	-	-	25	4.03	0.74
PP104AB	Waste Arm Direct Connect Black. 1 1/2" x 15" 1 Per Hangtag. 16"H x 2.3"W	046224023616	-	-	25	6.09	0.74
PP104B	Waste Arm Slip Joint Black. 1 1/2" x 15" 1 Per Hangtag. 16"H x 2.3"W	046224023623	-	-	25	6.09	0.74
PP66-11B	Master Waste Arm Slip Joint Or Direct Connect Black. 1 1/2" x 7" 1 Per Card. 10.187"H x 6"W	046224023487	-	-	5	1.50	0.37
PP11-16W	Double Flanged Sink Tailpiece White. 1 1/2" x 16" 1 Per Hangtag. 7"H x 2.3"W	046224023630	-	-	25	5.00	1.16
PP66-8B	Master End Outlet Tee & Tailpiece With Baffle Slip Joint Or Direct Connect Black. 1 1/2" 1 Per Card. 10.1875"H x 6"W	046224023517	-	-	5	1.81	0.37
PP66-7B	Center Outlet Tee & Tailpiece With Baffle Black. 1 1/2" 1 Per Card. 10.187"H x 6"W	046224023500	-	-	5	1.54	0.37
PP66-14B	Master Dishwasher Branch Tailpiece Slip Joint Or Direct Connect For Use With Hose And Clamp Black. 1 1/2" x 8" 3/4"(5/8" O.D.) Branch 1 Per Hangtag. 9"H x 2.3"W	046224023555	-	-	5	1.74	0.37
PP820-70PB	Pop-up Assembly 1 1/4" Complete With Lift Rod, Plunger And Linkage Plastic Body Polished Brass 1 Per Card. 11.375"H x 4.625"W	046224712817	-	-	3	2.11	1.39
PP855-78B	In-Sink-Erator Disposal Elbow Black 1 Per Hangtag. 9"H x 2.3"W	046224023647	-	-	5	0.78	0.14
PP855-80	In-Sink-Erator Tailpiece 1 1/2" White 1 Per Hangtag 9" x 2.3"	046224025419	6	1.00	24	4.0	-
PP955B	Slip Joint Nut Black. 1 1/2" x 1 1/2" 1 Per Card. 3.875"H x 2.875"W	046224023548	-	-	25	200	0.24

Part Number	Item Description	UPC Number	Box Qty	Box Wt	Ship Ctn Qty	Ship Ctn Wt	Ship Cubic Ft
<b>STRAINER</b>							
PP5410	<b>TURN<sup>2</sup> SEAL STRAINER</b> Stainless Steel with Metal Drop Post and Stopper Basket 1 Per Clamshell. 9"H x 5.63"W x 3.82"D	046224054108	6	6.83	24	27.30	-
PP5411	<b>KITCHEN BASKET STRAINER "SHORT SHANK"</b> <b>STAINLESS STEEL SHALLOW CUP LOCKING SHELL</b> Fixed Post Basket 1 Per Clamshell 6" x5.25"	046224738091	6	7.58	24	30.30	-
PP5413	<b>POWER BALL LOCK STRAINER</b> Deep Cup with Locking Shell Stainless Steel. Fixed Post and Locking Ball Basket 1 Per Clamshell. 9"H x 5.63"W x 3.82"D	046224054139	6	7.58	24	30.30	-
PP5416	<b>THUMB SCREW STYLE STRAINER</b> Stainless Steel. Plastic Fixed Post Basket 1 Per Clamshell. 9"H x 5.63"W x 3.82"D	046224054160	6	7.80	24	31.20	-
PP5417	<b>GARBAGE DISPOSAL REPLACEMENT FLANGE &amp; STOPPER</b> Polished Chrome 1 Per Clamshell. 6"H x 5.25"W	046224008743	6	2.70	48	21.6	-
PP5417DS	Polished Brass 1 Per Clamshell. 6"H x 5.25"W	046224011408	3	1.35	48	21.60	-
PP5417DSBN	Brushed Nickel 1 Per Clamshell. 6"H x 5.25"W	046224011415	3	1.35	48	24.00	-
PP5417VB	Venetian Bronze 1 Per Clamshell. 6"H x 5.25"W	046224023395	3	1.35	48	19.68	-
PP5421	<b>JR. DUO STRAINER</b> For 2 - 2 1/2" Diameter Opening Polished Chrome Stainless Steel with 4 Prong Basket 1 Per Card. 9"H x 5.63"W x 3.82"D	046224733669	6	2.81	54	25.31	-
PP5422	<b>"GRID &amp; STOPPER" MASTER DUPLEX STRAINER</b> For 2 - 2 1/2" Diameter Opening Stainless Steel Body With Grid And Rubber Stopper 1 Per Clamshell 5.875" x 4.375"	046224733676	6	7.58	24	30.30	-
PP5435	<b>BRASS KITCHEN BASKET STRAINER "BRASS WORK HORSE"</b> <b>FOR 3 1/2" DIAMETER OPENING - SOLID BRASS BODY</b> Fixed Center Post Basket Polished Chrome 1 Per Clamshell. 9"H x 5.63"W x 3.82"D	046224054351	6	7.80	24	31.20	-
PP5435DSBN	Fixed Center Post Basket Brushed Nickel 1 Per Clamshell. 6"H x 5.25"W	04622423159	3	2.78	24	22.22	-
PP5435PB	Fixed Center Post Basket Polished Brass 1 Per Clamshell. 9"H x 5.63"W x 3.82"D	046224154358	3	2.78	24	22.22	-
PP5435VB	Fixed Center Post Basket Venetian Bronze 1 Per Clamshell. 6"H x 5.25"W	046224023142	3	2.78	24	22.22	-

Part Number	Item Description	UPC Number	Box Qty	Box Wt	Ship Ctn Qty	Ship Ctn Wt	Ship Cubic Ft
 PP5445	<b>CAST BRASS KITCHEN BASKET STRAINER - "COMMERCIAL GRADE"</b> Chrome Plated. Brass Body. Brass Lock Nut and Slip Nut Ground Joint Drop Post Basket 1 Per Clamshell. 9"H x 5.63"W x 3.82"D	046224054450	-	-	5	8.05	0.65
<b>MESH STRAINERS</b>							
PP820-35	Strainer for Kitchen Sink, 4.5" Diameter Stainless Steel Mesh 1 Per Card 6"H x 5"W	046224022831	6	.30	24	1.20	-
 PP820-41	Strainer for Shower, 3.5" Diameter Stainless Steel Mesh 1 Per Card 6"H x 4.2"W	046224022824	6	.30	24	1.20	-
PP820-36	Strainer for Lavatory, 2.5" Diameter Stainless Steel Mesh 1 Per Card 4.75"H x 3.25"W	046224022831	6	.30	24	1.20	-
PP820-32	Strainer for Bath, 2" Diameter Stainless Steel Mesh 1 Per Card 4.75"H x 3.25"W	046224022800	6	.30	24	1.20	-
<b>BATH DRAIN</b>							
 PP64W	Plastic Bath Drain 1 1/2" O.D. Triplelever White. Chrome Plated Finish On Exposed Part 1 Per Clamshell 12.75"H x 8.88"W	046224023876	-	-	3	3.99	-
<b>TRIM KITS</b>							
 PP826-66PC	Foot Lok™ Trim Kit Polished Chrome 1 Per Clamshell. 8.75"H x 4.875"W	046224023210	-	-	3	1.93	0.65
 PP826-71DSBN	Foot Lok™ Trim Kit Brushed Nickel 1 Per Clamshell. 8.750"H x 4.875"W	046224011262	-	-	3	3.00	0.65
 PP826-66VB	Foot Lok™ Trim Kit Venetian Bronze 1 Per Clamshell. 8.75"H x 4.875"W	046224023180	-	-	3	2.43	0.65
 PP826-81PC	Roller Ball Trim Kit Polished Chrome 1 Per Clamshell. 8.750"H x 4.875"W	046224023227	-	-	3	1.93	0.65
 PP826-81DSBN	Roller Ball Trim Kit Brushed Nickel 1 Per Clamshell. 8.750"H x 4.875"W	046224023173	-	-	3	2.43	0.65
 PP826-81VB	Roller Ball Trim Kit Venetian Bronze 1 Per Clamshell. 8.750"H x 4.875"W	046224023166	-	-	3	2.43	0.65
<b>REPLACEMENT ASSEMBLY</b>							
 PP826-20DSPB	Foot Lok™ Replacement Assembly Polished Brass 1 Per Card. 5"H x 4"W	046224023234	6	2.22	24	8.88	0.83
 PP826-21DSPB	Foot Lok™ Replacement Cartridge Polished Brass 1 Per Card. 5"H x 4"W	046224023241	6	0.62	24	2.47	0.77
 PP826-34DSBN	Roller Ball Replacement Assembly Brushed Nickel 1 Per Card. 5"H x 4"W	046224023203	-	-	3	1.82	0.11
 PP62-3DSBN	Lift N' Turn Replacement Assembly Brushed Nickel 1 Per Card. 5"H x 4"W	046224023197	-	-	3	1.20	0.11

Part Number	Item Description	UPC Number	Box Qty	Box Wt	Ship Ctn Qty	Ship Ctn Wt	Ship Cubic Ft
<b>FACE PLATES</b>							
 PP820-10DSPB	Single Hole Face Plate With Screw Polished Brass 1 Per Card. 5.5"H x 4.75"W	046224023258	-	-	3	.48	0.05
 PP826-11DSPB	Double Hole Face Plate With Screws Polished Brass 1 Per Card. 5.5"H x 4.75"W	046224023265	-	-	3	0.57	0.05
 PP826-1PB	Triplever Style Face Place With Screws Polished Brass 1 Per Card. 5.5"H x 4.625"W	046224999850	-	-	3	.9	0.15
<b>WATER SUPPLY</b>							
 PP10-7	Air Valve Key 1 Per Card. 3.75"H x 1.875"W	046224023319	6	5.46	24	21.84	-
 PP10-8SN	Coin Air Valve 1 Per Card. 3.75"H x 1.875"W	046224023326	6	3.06	24	12.24	-
<b>ADD-A-TEE</b>							
 PP2037	Add-A -Tee 3/8" x 3/8" x 1/4" Rough Brass 1 Per Clamshell. 4.5"H x 3"W	046224016885	6	0.60	24	2.40	0.19
PP2038	Add-A -Tee 3/8" x 3/8" x 3/8" Rough Brass 1 Per Clamshell. 4.5"H x 3"W	046224016861	6	0.60	24	2.40	0.19
PP2039	Add-A -Tee 1/2" Slip Joint x 1/2" Slip Joint x 1/4" Rough Brass 1 Per Clamshell. 4.5"H x 3"W	046224018678	6	0.60	24	2.40	0.19
PP2040	Add-A -Tee 1/2" Slip Joint x 1/2" Slip Joint x 3/8" Compression Rough Brass 1 Per Clamshell. 4.5"H x 3"W	046224012696	6	0.60	24	2.40	0.19
<b>VALVES</b>							
 PP2041PC	5/8" O.D. Coarse Thread x 3/8" O.D. Straight Valve, Chrome Plated 1 Per Clamshell. 4.625"H x 3"W	046224023425	6	2.38	24	9.53	0.13
PP2042PC	5/8" O.D. Coarse Thread x 7/16"-1/2" O.D. Straight Valve, Chrome Plated 1 Per Clamshell. 4.625"H x 3"W	046224023432	6	2.20	24	8.80	0.13
 PP2659PC	5/8" O.D. Coarse Thread x 3/8" O.D. Angle Valve, Chrome Plated 1 Per Clamshell. 4.625"H x 3"W	046224023401	6	2.22	24	8.87	0.13
PP2670PC	5/8" O.D. Coarse Thread x 7/16"-1/2" O.D. Angle Valve, Chrome Plated 1 Per Clamshell. 4.625"H x 3"W	046224023418	6	2.38	24	9.53	0.13
 PP2072	Repair Valve 3/8" O.D. x 3/8" O.D. Chrome Plated 1 Per Clamshell. 4.625"H x 3"W	046224023289	6	2.20	24	8.80	0.25
PP2103	Repair Valve 1/2" F.I.P. x 3/8" O.D. Chrome Plated 1 Per Clamshell. 4.625"H x 3"W	046224023296	6	2.20	24	8.80	0.13
 PP46PC	Quarter Turn Angle Shut Off Valve 1/2" FIP X 1/4" O.D. For Ice Maker Installation Chrome Plated 1 Per Clamshell. 4.625"H x 3"W	046224000464	6	2.38	24	8.80	0.35

Part Number	Item Description	UPC Number	Box Qty	Box Wt	Ship Ctn Qty	Ship Ctn Wt	Ship Cubic Ft
	PP2909 Three Way Valves Dual Outlet Angle 1/2" Fip X 1/2" O.D. X 3/8" O.D. Chrome Plated 1 Per Clamshell 4.625"H x 3"W	046224025405	6	2.20	24	8.80	0.35
	PP131PC Three Way Valves Dual Outlet Angle 5/8" O.D. (1/2" Nom. Copper) X 1/2" O.D. X 3/8" O.D. Chrome Plated 1 Per Clamshell 4.625"H x 3"W	046224025399	6	2.20	24	8.80	0.35
	PP27048 E-Z Faucet Supply Tube Stainless Steel 1/2" IP x 1/2" IP 48" 1 Per Hangtag 8"H x 8"W	046224025313	-	-	25	-	-
	PP27148 E-Z Faucet Supply Tube Stainless Steel 3/8" Comp x 1/2" IP 48" 1 Per Hangtag 8"H x 8"W	046224025320	-	-	25	-	-
	PP27348 E-Z Faucet Supply Tube Stainless Steel 1/2" Comp x 1/2" IP 48" 1 Per Hangtag 8"H x 8"W	046224025337	-	-	25	-	-
	PP88524 E-Z Bath Supply Tube Stainless Steel 3/4" FIP x 1/2" FIP 24" 1 Per Hangtag 8"H x 8"W	046224025351	-	-	25	-	-
	PP22816 E-Z Wash Machine Tube Stainless Steel 3/4" FHT x 3/4" FHT 72" 1 Per Hangtag 8"H x 8"W	046224025344	-	-	25	-	-
<b>FLOOR &amp; CEILING PLATE</b>							
	PP101-12 Floor & Ceiling Plate 1/2" Nom Cop Chrome Plated Plastic 1 Per Card. 4.25"H x 3.5"W	046224023388	6	0.14	24	0.69	0.21
	PP101-1CP Floor & Ceiling Plate 1" IPS Chrome Plated 1 Per Card. 5"H x 4"W	046224023371	6	0.72	24	2.88	0.21
	PP857-4 Floor & Ceiling Plate 1-1/2" IP Chrome Plated 1 Per Card. 4.75"H x 3.75"W	046224021971	6	-	24	-	0.42
	PP857-5 Floor & Ceiling Plate 2" IP Chrome Plated 1 Per Card. 6.625"H x 5.525"W	046224021964	6	-	24	-	0.42
<b>SINK &amp; FAUCET</b>							
	PP612DSBN Premium Soap Lotion Dispenser Brushed Nickel 1 Per Card. 12.25"H x 7.25"W	046224023135	-	-	3	3.30	0.33
	PP612VB Premium Soap Lotion Dispenser Venetian Bronze 1 Per Card. 12.25"H x 7.25"W	046224023128	-	-	3	3.30	0.33
	PP855-68BN Dishwasher Air Gap Cap Brushed Nickel 1 PerCard 5.5"H x 4.625"W	046224025443	6	.17	24	.66	-
	PP820-12 Splash Guard For In-Sink-Erator 1 Per Card. 5.375"H x 4.625"W	046224023333	6	3.00	24	12.00	0.14
	PP820-80 Pop Up Stopper Chrome 1 Per Card. 6.625"H x 1.875"W	046224023340	6	1.80	24	7.20	0.30
	PP820-80PB Pop Up Stopper Polished Brass 1 Per Card. 6.625"H x 1.875"W	046224023357	-	-	3	.9	.10

Part Number	Item Description	UPC Number	Box Qty	Box Wt	Ship Ctn Qty	Ship Ctn Wt	Ship Cubic Ft
 PP825-60	Bath Spray All purpose spray attachment adapt to most sink spouts. Rubber, slip on connector 1 Per Card 15.5"H x 12.25"W	046224825609	-	-	6	5.10	0.52
 PP800-32	Adapter For Garden Hose For connecting garden hose to kitchen faucet 15/16" - 27 Outside and 55/64" - 27 Inside threads x 3/4" hose connection or 55/64" outside threads 1 Per Card, 3.75"H x 1.875"W	046224800323	6	0.70	24	2.78	0.24
<b>HOSE</b>							
 PP850-14	Washing Machine Hose 3/4" Female x 3/4" Female Hose Threads 8' reinforced rubber 1 Per Bag, 14"H x 9"W	046224023272	-	-	15	15.9	1.02
 PP850-68	Hose Cap With Washer 3/4" 1 Per Card. 3.75"H x 1.875"W	046224023302	6	5.7	24	22.80	0.24
<b>BATH ACCESSORIES</b>							
 PP825-36PB	Front End Diverter Bath Tub Spout - 1/2" IPS Front End Mount For Nipples Extending 4 1/2" To 5" From Wall. Eliminates Need To Change To Shorter Nipple. Polished Brass Finish 1 Per Card. 8"H x 4.375"W	046224023364	-	-	3	2.40	0.70
<b>TOILET REPAIR</b>							
 PP835-84	American Standard Tank To Bowl Gasket 1 Per Card 5"H x 4"W	046224025436	6	0.75	24	3.0	-
 PP836-51	Tank Bolt Washers 5/16" ID 2 Per Card 3.75"H x 1.875"W	046224006923	6	0.25	24	2.0	-

Part Number	Item Description	UPC Number	Box Qty	Box Wt	Ship Ctn Qty	Ship Ctn Wt	Ship Cubic Ft
----------------	---------------------	---------------	------------	-----------	-----------------	----------------	------------------

CATALOG  
ADDENDUM

# Plumb Pak®

An affiliate of United Plumbing Technologies

UNITED PLUMBING TECHNOLOGIES

## MAILING ADDRESS:

P.O. Box 310159  
Newington, CT 06131-0159

## CORPORATE HEADQUARTERS:

1170 Main Street, Newington, CT 06111 • Telephone: (860) 666-3342  
Toll Free: 1-800-243-0526 • Fax: (860) 665-0374

## Plant Locations:

### USA:

Newington, CT 06111  
Norcross, GA 30071  
Sparks, NV 89431  
Winchester, NH 03470

### CANADA:

Montreal H4B 2Z1  
Coaticook, Quebec J1A2G2

Call 1-800-243-0526 for more information  
or visit us at [www.plumbpak.com](http://www.plumbpak.com)

