

## Brass Tubular

P Traps	1-8
Repair Traps	8-9
S Traps	9-11
Sink Traps	11-15
Bath Traps	15
Washing Machine Traps	16
J Bends	16-17
Sink Trap J Bends	17-18
Wall Bends	19
Floor Tubes	19
Center Outlet Continuous Wastes	20
End Outlet Continuous Wastes	20
Disposer	21
Tees	21-22
Waste Arms	23-24
Sink Tailpieces	24-26
Sink Funnels	26
Branch Tailpieces	26-30
Extension Tubes	31-32
Inlet Tubes For Anti Siphon Traps	33
Double Offsets	33
Threaded Tubes	34-35
C.O. Plugs	35
P.O. Plugs	35
Mechanical Pop Ups	35-36
Vessel Sink Mechanical Pop Ups	36
Repair Couplings	36-37
3 Way Tees	37
Waste Connectors	37-38
Elbows	38-39
Nuts	39-40
Nuts with Washers	40-41
Covering Tubes	41-42
Straight Tubes	42
Cleanout Plug	42

## Brass Commercial

P Traps	43-44
Sink Traps	44
Grid Drains	44-45
Urinal Strainer	45

## Plastic Tubular

P Traps	46-48
S Traps	48-49
Repair Traps	49
Sink Traps	49
J Bends	50
Sink Trap J Bends	50
Center Outlet Continuous Wastes	50-51
End Outlet Continuous Wastes	51-53
Disposer	53-55
Tees	55
Waste Arms	56
Sink Tailpieces	57-58
Branch Tailpieces	58-59
Extension Tubes	59-61
Double Offsets	61
C.O. Plugs	61
P.O. Plugs	61-62
Mechanical Pop Ups	62
Repair Couplings	62-63
3 Way Tees	63
Elbows	63
Connectors	63-64
Nuts	64

Nuts with Washers	64-65
Straight Tubes - 1 1/2"	65
Plumbing Air Vents	65-66

## Tubular Washers

Washers	67-68
---------	-------

## Flanges

Shallow Flanges	69-70
Deep Flanges	70-71
Box Flanges	71
Floor & Ceiling Plates	71-74
Specialty Flanges	74

## Heating

Heating	75
---------	----

## Strainers & Accessories

Strainers	76-79
Replacement Baskets	79-80
Accessories	80-81
Pop-in Stoppers	79

## Sink & Faucet

Adapters	82-83
Soap Lotion Dispensers	82
Faucet Hole Covers	82-83
Air Gap	83
Sink Legs	83

## Bath & Shower Accessories

Shower Arms	84
Shower Rods	84
Shower Rod Flanges & Accessories	84

## Bath Drains

Brass	85-86
Polypropylene	86-88
Schedule 40	88-89
Schedule 40 Half Packs	90-92
Rough In Packs	92

## Bath Drain Repair

Trim Kits	94
Face Plates	94-95
Closure Assemblies	95
Closure Replacement Cartridges	96
Strainers	96
Waste Shoes	96-97
Linkage Assemblies	97
Strainer Covers	97
Washers & Accessories	97-98

## Water Supplies

Quarter Turn Valves	99-105
Supply Lines	105-109
Connectors	109-110
TimeOut Washing Machine Valve	110-111
Nipples	111
Accessories	111-115
Add-a-Tees	111
Quarter Turn Valve & Supply Kits	112
Manual Drinking Water Pump	112

## Toilet Repair

Tank Levers	113-115
Flappers & Tank Balls	116-118
Fill Valves & Repair Kits	118-120
Flush Valves & Repair Kits	120-123
Actuating Units & Repair Parts	123
Repair Parts	124-125
Tank to Bowl Parts	125-127



---

Toilet Seat Components	127-128
Tank to Floor	128-130
Tissue Rollers	130
Personal Hygiene System	131
<b>Bath Safety</b>	
Grab Bars	132-135
Bath Seats & Rails	135
Safety Trap Covers	136
Splash Guards	136
<b>Plumbing Tools</b>	
Augers & Snakes	137

Part Num.	Item Description	UPC#	Qty	Packaging	Art
<b>Brass – Trip Lever</b>					
605RB	1-1/2"OD - 20GA - POLISHED CHROME TRIM - RETAINER CLIP	0 46224 93437 0	5	BOXED	
606RB	1-1/2"OD - 20GA - POLISHED CHROME TRIM	0 46224 70037 1	5	BOXED	
609RB	1-1/2"OD - 20GA - POLISHED CHROME TRIM - GARDEN TUB	0 46224 93472 1		BOXED	
609RBBN	1-1/2"OD - 20GA - POLISHED CHROME TRIM - GARDEN TUB - BRASS NUTS	0 46224 93474 5		BOXED	
605RBBN	1-1/2"OD - 20GA - POLISHED CHROME TRIM - RETAINER CLIP - WRAP AROUND OVERFLOW WASHER - QUICK ADJUST LINKAGE - BRASS NUTS	0 46224 74261 6	5	BOXED	
607RB	1-1/2"OD - 17GA - POLISHED CHROME TRIM	0 46224 93466 0	5	BOXED	
607RBBN	1-1/2"OD - 17GA - POLISHED CHROME TRIM - RETAINER CLIP - BRASS NUTS	0 46224 93468 4	5	BOXED	
608RB	1-1/2"OD - 17GA - POLISHED CHROME TRIM - RETAINER CLIP	0 46224 93470 7	5	BOXED	
608RBBN	1-1/2"OD - 17GA - POLISHED CHROME TRIM - RETAINER CLIP - WRAP AROUND OVERFLOW WASHER - QUICK ADJUST LINKAGE - BRASS NUTS	0 46224 93471 4	5	BOXED	
615RB	1-1/2"OD - 17GA - POLISHED CHROME TRIM - GARDEN TUB	0 46224 93492 9		BOXED	
615RBBN	1-1/2"OD - 17GA - POLISHED CHROME TRIM - GARDEN TUB - BRASS NUTS	0 46224 00615 2		BOXED	
<b>Brass – Stopper &amp; Chain</b>					
602RB	1-3/8"OD - 22GA - POLISHED CHROME TRIM	0 46224 93429 5	5	BOXED	
600SN	1-3/8"OD - 22GA - POLISHED CHROME TRIM & TUBULAR - FOR TUBS WITH LEGS	0 46224 93417 2	5	BOXED	
600SNBN	1-3/8"OD - 22GA - POLISHED CHROME TRIM & TUBULAR - FOR TUBS WITH LEGS - BRASS NUTS	0 46224 93418 9	5	BOXED	
601SN	1-3/8"OD - 17GA - POLISHED CHROME TRIM & TUBULAR - FOR TUBS WITH LEGS	0 46224 93420 2	5	BOXED	
601SNBN	1-3/8"OD - 17GA - POLISHED CHROME TRIM & TUBULAR - FOR TUBS WITH LEGS - BRASS NUTS	0 46224 93421 9	5	BOXED	
604RB	1-1/2"OD - 22GA - POLISHED CHROME TRIM	0 46224 93432 5	10	BOXED	
604RBBN	1-1/2"OD - 22GA - POLISHED CHROME TRIM - BRASS NUTS	0 46224 73960 9	10	BOXED	
<b>Brass – Lift 'N Turn</b>					
610ARB	1-1/2"OD - 20GA - ZINC CLOSURE - POLISHED CHROME TRIM	0 46224 93480 6	5	BOXED	
610ARBGL	1-1/2"OD - 20GA - ZINC CLOSURE - POLISHED CHROME TRIM - GLUED OVERFLOW & WASTE SHOE	0 46224 01245 0	5	BOXED	
610RB	1-1/2"OD - 20GA - BRASS CLOSURE - POLISHED CHROME TRIM	0 46224 70038 8	5	BOXED	
611RB	1-1/2"OD - 17GA - BRASS CLOSURE - POLISHED CHROME TRIM	0 46224 93482 0	5	BOXED	

BATH DRAINS




















Part Num.	Item Description	UPC#	Qty Packaging	Art
<b>Brass – Foot Lok</b>				
612RB	1-1/2"OD - 20GA - POLISHED CHROME TRIM	0 46224 70039 5	5 BOXED	
613RB	1-1/2"OD - 17GA - POLISHED CHROME TRIM	0 46224 93488 2	5 BOXED	
<b>Brass – Roller Ball</b>				
595RB	1-1/2"OD - 20GA - POLISHED CHROME TRIM	0 46224 70343 3	5 BOXED	
597RB	1-1/2"OD - 17GA - POLISHED CHROME TRIM	0 46224 70344 0	5 BOXED	
<b>Brass – Mechanical Pop Up</b>				
617RB	1-1/2"OD - 20GA - MECHANICAL POP-UP - POLISHED CHROME TRIM	0 46224 93499 8	5 BOXED	
<b>Polypropylene – Trip Lever</b>				
64TTW	1-1/2"OD - WHITE - POLISHED CHROME TRIM	0 46224 01249 8	50 BAGGED	
64W	1-1/2"OD - WHITE - POLISHED CHROME TRIM	0 46224 93610 7	5 BOXED	
64WK	1-1/2"OD - WHITE - POLISHED CHROME TRIM	0 46224 00464 6	10 BAGGED IN DISPLAY CARTON	
64WDSBN	1-1/2"OD - WHITE - BRUSHED NICKEL TRIM	0 46224 03536 7	5 BOXED	
64B	1-1/2"OD - BLACK - POLISHED CHROME TRIM	0 46224 93601 5	5 BOXED	
64CW	1-1/2"OD - WHITE - POLISHED CHROME TRIM - CONDENSATE TUBE	0 46224 93608 4	5 BOXED	
64PVC-8	1 1/2" O.D. - WHITE - WITH 8" TAILPIECE - EXTRA LONG LINKAGE - POLISHED CHROME TRIM	0 46224 72118 5	5 BOXED	
64WDELUXE	1-1/2"OD - WHITE - POLISHED CHROME TRIM - TPR WASHERS - BRASS STRAINER & BUCKET - WRAP AROUND OVERFLOW WASHER - QUICK ADJUST LINKAGE	0 46224 93616 9	BOXED	
64BDELUXE	1-1/2"OD - BLACK - POLISHED CHROME TRIM - TPR WASHERS - BRASS STRAINER & BUCKET - WRAP AROUND OVERFLOW WASHER - QUICK ADJUST LINKAGE	0 46224 93606 0	BOXED	
<b>Polypropylene – Stopper &amp; Chain</b>				
61W	1-1/2"OD - WHITE - POLISHED CHROME TRIM	0 46224 93477 6	5 BOXED	

Part Num.	Item Description	UPC#	Qty Packaging	Art
<b>Polypropylene – Lift 'N Turn</b>				
62ATTW	1-1/2"OD - WHITE - ZINC CLOSURE - POLISHED CHROME TRIM	0 46224 01244 3	50 BAGGED	
62AW	1-1/2"OD - WHITE - ZINC CLOSURE - POLISHED CHROME TRIM	0 46224 93514 8	5 BOXED	
62AB	1-1/2"OD - BLACK - ZINC CLOSURE - POLISHED CHROME TRIM	0 46224 93509 4	5 BOXED	
62W	1-1/2"OD - WHITE - BRASS CLOSURE - POLISHED CHROME TRIM	0 46224 93517 9	5 BOXED	
62WDS	1-1/2"OD - WHITE - BRASS CLOSURE - POLISHED BRASS TRIM	0 46224 00222 2	5 BOXED	
62WDSBN	1-1/2"OD - WHITE - BRASS CLOSURE - BRUSHED NICKEL TRIM	0 46224 00997 9	5 BOXED	
62B	1-1/2"OD - BLACK - BRASS CLOSURE - POLISHED CHROME TRIM	0 46224 93510 0	5 BOXED	
62AW-8	1-1/2"OD - WHITE - ZINC CLOSURE - POLISHED CHROME TRIM - 8" TAILPIECE	0 46224 71269 5	5 BOXED	
62ACW	1-1/2"OD - WHITE - ZINC CLOSURE - POLISHED CHROME TRIM - CONDENSATE TUBE	0 46224 93513 1	5 BOXED	
62CW	1-1/2"OD - WHITE - BRASS CLOSURE - POLISHED CHROME TRIM - CONDENSATE TUBE	0 46224 73028 6	5 BOXED	
<b>Polypropylene – Foot Lok</b>				
63TTW	1-1/2"OD - WHITE - POLISHED CHROME TRIM	0 46224 01494 2	50 BAGGED	
63W	1-1/2"OD - WHITE - POLISHED CHROME TRIM	0 46224 93575 9	5 BOXED	
K63WDSBN	1-1/2"OD - WHITE - BRUSHED NICKEL TRIM	0 46224 01575 8	3 CLAMSHELL	
63B	1-1/2"OD - BLACK - POLISHED CHROME TRIM	0 46224 93573 5	5 BOXED	
<b>Polypropylene – Roller Ball</b>				
65AWK	1-1/2"OD - WHITE - DIE CAST CLOSURE - POLISHED CHROME TRIM	0 46224 03893 1	5 BAGGED IN DISPLAY CARTON	
84W	1-1/2"OD - WHITE - BRASS CLOSURE - POLISHED CHROME TRIM	0 46224 70310 5	5 BOXED	
K84WDSBN	1-1/2"OD - WHITE - BRASS CLOSURE - BRUSHED NICKEL TRIM	0 46224 01577 2	3 CLAMSHELL	
<b>Polypropylene – Triad – Lift 'N Turn</b>				
<b>U.S. Patent # 4,920,582 - Three Drains in One - Direct, Conventional, or Back Outlet Drain</b>				
70W	1-1/2"OD - WHITE - BRASS CLOSURE - POLISHED CHROME TRIM	0 46224 93666 4	5 BOXED	
<b>Polypropylene – Triad – Foot Lok</b>				
<b>U.S. Patent # 4,920,582 - Three Drains in One - Direct, Conventional, or Back Outlet Drain</b>				
71W	1-1/2"OD - WHITE - POLISHED CHROME TRIM	0 46224 93707 4	BOXED	

BATH DRAINS



Part Num.	Item Description	UPC#	Qty	Packaging	Art
<b>Polypropylene – Triad – Roller Ball</b>					
<b>U.S. Patent # 4,920,582 - Three Drains in One - Direct, Conventional, or Back Outlet Drain</b>					
86W	1-1/2"OD - WHITE - POLISHED CHROME TRIM 	0 46224 70486 7		BOXED	
<b>Polypropylene – Direct Outlet – Lift 'N Turn</b>					
69W	1-1/2" OD - WHITE - BRASS CLOSURE - POLISHED CHROME TRIM 	0 46224 93662 6	5	BOXED	
<b>Polypropylene – Direct Outlet – Foot Lok</b>					
68W	1-1/2" OD - WHITE - POLISHED CHROME TRIM 	0 46224 93653 4	5	BOXED	
<b>Polypropylene – Side Outlet – Lift 'N Turn</b>					
72W	1-1/2" OD - WHITE - BRASS CLOSURE - POLISHED CHROME TRIM 	0 46224 70224 5	5	BOXED	
<b>Polypropylene – Side Outlet – Foot Lok</b>					
77W	1-1/2" OD - WHITE - POLISHED CHROME TRIM 	0 46224 70225 2	5	BOXED	
<b>Schedule 40 – Trip Lever</b>					
<b>Full Pack With Pipe and Tee</b>					
640PVC	1-1/2" - PVC - POLISHED CHROME TRIM 	0 46224 70241 2		BOXED	
640ABS	1-1/2" - ABS - POLISHED CHROME TRIM 	0 46224 70341 9	5	BOXED	
<b>Schedule 40 – Lift 'N Turn</b>					
<b>Full Pack With Pipe and Tee</b>					
620ATTPVC	1-1/2" - PVC - ZINC CLOSURE - POLISHED CHROME TRIM 	0 46224 93534 6	10	BAGGED	
620APVC	1-1/2" - PVC - ZINC CLOSURE - POLISHED CHROME TRIM 	0 46224 93531 5	5	BOXED	
620AABS	1-1/2" - ABS - ZINC CLOSURE - POLISHED CHROME TRIM 	0 46224 70998 5	5	BOXED	

Part Num.	Item Description	UPC#	Qty	Packaging	Art
-----------	------------------	------	-----	-----------	-----

**Schedule 40 – Lift ‘N Turn  
Full Pack With Pipe and Tee**

620LAPVC	1-1/2" - PVC - ZINC CLOSURE - POLISHED CHROME TRIM - SINGLE HOLE FACEPLATE	0 46224 70499 7	5	BOXED	
620LAABS	1-1/2" - ABS - ZINC CLOSURE - POLISHED CHROME TRIM - SINGLE HOLE FACEPLATE	0 46224 93535 3	5	BOXED	
620PVC	1-1/2" - PVC - BRASS CLOSURE - POLISHED CHROME TRIM	0 46224 70053 1	5	BOXED	
620ABS	1-1/2" - ABS - BRASS CLOSURE - POLISHED CHROME TRIM	0 46224 70041 8	5	BOXED	

**Schedule 40 – Foot Lok  
Full Pack With Pipe and Tee**

630PVC	1-1/2" - PVC - POLISHED CHROME TRIM	0 46224 70052 4		BOXED	
K630PVCDSBN	1-1/2" - PVC - BRUSHED NICKEL TRIM	0 46224 01576 5	3	CLAMSHELL	
K630PVCVB	1-1/2" - PVC - VENETIAN BRONZE TRIM	0 46224 01579 6	3	CLAMSHELL	
630ABS	1-1/2" - ABS - POLISHED CHROME TRIM	0 46224 70040 1	5	BOXED	
K630ABSDBSN	1-1/2" - ABS - BRUSHED NICKEL TRIM	0 46224 02110 0	3	CLAMSHELL	
630LAPVC	1-1/2" - PVC - POLISHED CHROME - SINGLE HOLE FACEPLATE	0 46224 70217 7	5	BOXED	
630LAABS	1-1/2" - ABS - POLISHED CHROME - SINGLE HOLE FACEPLATE	0 46224 93578 0	5	BOXED	

**Schedule 40 – Roller Ball  
Full Pack With Pipe and Tee**

650PVC	1-1/2" - PVC - POLISHED CHROME TRIM	0 46224 70340 2		BOXED	
K650PVCDSBN	1-1/2" - PVC - BRUSHED NICKEL TRIM	0 46224 01578 9	3	CLAMSHELL	
650ABS	1-1/2" - ABS - POLISHED CHROME TRIM	0 46224 70495 9	5	BOXED	
K650ABSDBSN	1-1/2" - ABS - BRUSHED NICKEL TRIM	0 46224 02109 4	3	CLAMSHELL	
653PVC	1-1/2" - PVC - POLISHED CHROME TRIM - SINGLE HOLE FACEPLATE	0 46224 71000 4	5	BOXED	
653ABS	1-1/2" - ABS - POLISHED CHROME TRIM - SINGLE HOLE FACEPLATE	0 46224 70999 2	5	BOXED	

**Schedule 40 – Cable Drive  
Fits most hot tubs, whirlpool type, and regular bath tubs 17"-22" deep.**

645PVC	1-1/2" - PVC - POLISHED CHROME TRIM	0 46224 00645 9		BOXED	
645PVCDSBN	1-1/2" - PVC - BRUSHED NICKEL TRIM	0 46224 01377 8		BOXED	
645ABS	1-1/2" - ABS - POLISHED CHROME TRIM	0 46224 10645 6	5	BOXED	
645ABSDBSN	1-1/2" - ABS - BRUSHED NICKEL TRIM	0 46224 02106 3	3	BOXED	

**BATH DRAINS**



Part Num.	Item Description	UPC#	Qty	Packaging	Art
-----------	------------------	------	-----	-----------	-----

**Schedule 40 Half Packs – PVC – Trip Lever  
Less Pipe & Tee**

641PVC	1-1/2" POLISHED CHROME TRIM - ADJUSTABLE LINKAGE 14" TO 21-11/16"	0 46224 70264 1	5	BOXED	
--------	---	-----------------	---	-------	--

**Schedule 40 Half Packs – PVC – Lift 'N Turn  
Less Pipe & Tee**

621ATTPVC	1-1/2" - ZINC CLOSURE - POLISHED CHROME TRIM	0 46224 73370 6	10	BAGGED	
-----------	--	-----------------	----	--------	--

621APVC	1-1/2" - ZINC CLOSURE - POLISHED CHROME TRIM	0 46224 93544 5	5	BOXED	
---------	--	-----------------	---	-------	--

621ATTPVCTP	1-1/2" - ZINC CLOSURE - POLISHED CHROME TRIM - TEST PLUG	0 46224 00329 8	10	BAGGED	
-------------	--	-----------------	----	--------	--

621ATTPVCPH	1-1/2" - ZINC CLOSURE - POLISHED CHROME TRIM - PHILLIPS HEAD SCREWS	0 46224 01320 4	10	BAGGED	
-------------	---	-----------------	----	--------	--

621ATTLAPVC	1-1/2" - ZINC CLOSURE - POLISHED CHROME TRIM - SINGLE HOLE FACEPLATE	0 46224 01092 0	10	BAGGED	
-------------	--	-----------------	----	--------	--

621ALAPVC	1-1/2" - ZINC CLOSURE - POLISHED CHROME TRIM - SINGLE HOLE FACEPLATE	0 46224 93543 8	5	BOXED	
-----------	--	-----------------	---	-------	--

621TTPVC	1-1/2" - BRASS CLOSURE - POLISHED CHROME TRIM	0 46224 01036 4	10	BAGGED	
----------	---	-----------------	----	--------	--

621PVC	1-1/2" - BRASS CLOSURE - POLISHED CHROME TRIM	0 46224 93549 0	5	BOXED	
--------	---	-----------------	---	-------	--

621PVCDSBN	1-1/2" - BRASS CLOSURE - BRUSHED NICKEL TRIM	0 46224 01151 4	5	BOXED	
------------	--	-----------------	---	-------	--

621LAPVC	1-1/2" - BRASS CLOSURE - POLISHED CHROME TRIM - SINGLE HOLE FACEPLATE	0 46224 93547 6	5	BOXED	
----------	---	-----------------	---	-------	--













**Schedule 40 Half Packs – PVC – Foot Lok  
Less Pipe & Tee**

631PVC	1-1/2" POLISHED CHROME TRIM	0 46224 93585 8	5	BOXED	
--------	-----------------------------	-----------------	---	-------	--

631LAPVC	1-1/2" POLISHED CHROME TRIM - SINGLE HOLE FACEPLATE	0 46224 93583 4	5	BOXED	
----------	---	-----------------	---	-------	--

631LAPVCD	1-1/2" POLISHED BRASS TRIM - SINGLE HOLE FACEPLATE	0 46224 00246 8	5	BOXED	
-----------	--	-----------------	---	-------	--



Part Num.	Item Description	UPC#	Qty	Packaging	Art
<b>Schedule 40 Half Packs – PVC – Roller Ball</b>					
<b>Less Pipe &amp; Tee</b>					
651PVC	1-1/2" POLISHED CHROME TRIM 	0 46224 70368 6	5	BOXED	
652PVC	1-1/2" POLISHED CHROME TRIM - SINGLE HOLE FACEPLATE 	0 46224 70336 5	5	BOXED	
652PVCORB	1-1/2" OIL RUBBED BRONZE TRIM - SINGLE HOLE FACEPLATE 	0 46224 03366 0	5	BOXED	
<b>Schedule 40 Half Packs – ABS – Trip Lever</b>					
<b>Less Pipe &amp; Tee</b>					
641ABS	1-1/2" POLISHED CHROME TRIM - ADJUSTABLE LINKAGE 14" TO 21-11/16" 	0 46224 70265 8	5	BOXED	
<b>Schedule 40 Half Packs – ABS – Lift 'N Turn</b>					
<b>Less Pipe &amp; Tee</b>					
621ATTABS	1-1/2" - ZINC CLOSURE - POLISHED CHROME TRIM 	0 46224 00971 9	10	BAGGED	
621AABS	1-1/2" - ZINC CLOSURE - POLISHED CHROME TRIM 	0 46224 93538 4	5	BOXED	
621ALAABS	1-1/2" - ZINC CLOSURE - POLISHED CHROME TRIM - SINGLE HOLE FACEPLATE 	0 46224 93542 1	5	BOXED	
621ABS	1-1/2" - BRASS CLOSURE - POLISHED CHROME TRIM 	0 46224 93539 1	5	BOXED	
621LAABS	1-1/2" - BRASS CLOSURE - POLISHED CHROME TRIM - SINGLE HOLE FACEPLATE 	0 46224 93545 2	5	BOXED	
<b>Schedule 40 Half Packs – ABS – Foot Lok</b>					
<b>Less Pipe &amp; Tee</b>					
631ABS	1-1/2" POLISHED CHROME TRIM 	0 46224 93580 3	5	BOXED	
631ABSDDS	1-1/2" POLISHED BRASS TRIM 	0 46224 00238 3	5	BOXED	
631LAABS	1-1/2" POLISHED CHROME TRIM - SINGLE HOLE FACEPLATE 	0 46224 93582 7	5	BOXED	

BATH DRAINS



Part Num.	Item Description	UPC#	Qty Packaging	Art
<b>Schedule 40 Half Packs – ABS – Roller Ball Less Pipe &amp; Tee</b>				
651ABS	1-1/2" POLISHED CHROME TRIM 	0 46224 00651 0	5 BOXED	
652ABS	1-1/2" POLISHED CHROME TRIM - SINGLE HOLE FACEPLATE 	0 46224 70749 3	5 BOXED	
<b>Rough In Packs – Schedule 40 Half Pack Kits – PVC</b>				
ROUGHINKITPV	1-1/2" - TEST PLUG KIT - POLISHED CHROME STRAINER	0 46224 01100 2	10 BOXED IN DISPLAY CARTON	
ROUGHNKITPBN	1-1/2" - TEST PLUG KIT - BRUSHED NICKEL STRAINER	0 46224 01347 1	10 BOXED	
ROUGHINKITPW	1-1/2" - TEST PLUG KIT - WHITE STRAINER	0 46224 01340 2	10 BOXED	
ROUGHINKITBS	1-1/2" - TEST PLUG KIT - BISCUIT STRAINER	0 46224 01947 3	10 BOXED	
<b>Rough In Packs – Schedule 40 Half Pack Kits – ABS</b>				
ROUGHINKITAB	1-1/2" - TEST PLUG KIT - POLISHED CHROME STRAINER	0 46224 01210 8	10 BOXED IN DISPLAY CARTON	
<b>Rough In Packs – Trim Kits – Roller Ball For use with rough in pack kits. Includes faceplate and stopper.</b>				
PUSHNPULTRIM	POLISHED CHROME	0 46224 01099 9	10 BOXED	
<b>Rough In Packs – Trim Kits – Lift 'N Turn For use with rough in pack kits. Includes faceplate and stopper.</b>				
LIFNTURNTRIM	POLISHED CHROME	0 46224 01098 2	3 BOXED IN DISPLAY CARTON	
LIFNTURNTRBN	BRUSHED NICKEL	0 46224 01349 5	10 BAGGED	
LIFNTURNTRMW	WHITE	0 46224 01339 6	10 BAGGED	
LIFNTURNTRBS	BISCUIT	0 46224 01946 6	10 BAGGED	