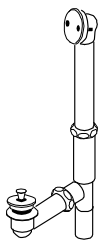

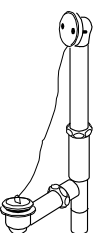
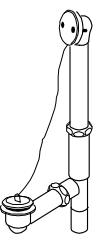

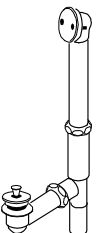
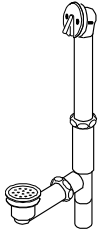
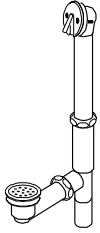
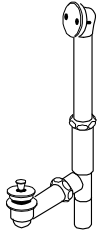
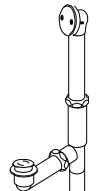
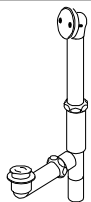
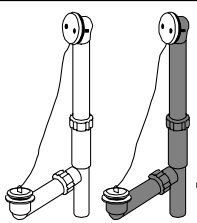
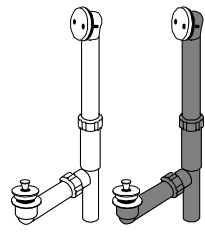
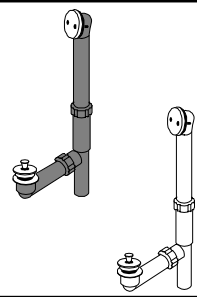
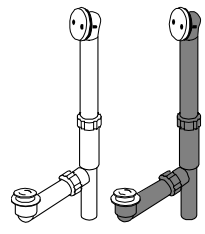


Part Number	Item Description	UPC No.	Box Qty	Box Wt	Ship Ctn Qty	Ship Ctn Wt	Ship Cubic Ft
	BRASS BATH DRAIN. 1½" O.D. ROLLER BALL STOP U.S. PATENT # 5,428,847						
	595RB 20 Gauge. Chrome Plated Finish on exposed parts 1 Per Box. 3"H x 7.25"W x 12.25"D	70343 3	1	3.8	5	19.5	.15
	597RB 17 Gauge. Chrome Plated Finish on exposed parts 1 Per Box. 3"H x 7.25"W x 12.25"D	70344 0	1	3.8	5	19.5	.15
	BRASS BATH DRAIN. 1¾" O.D. CONNECTED WASTE & OVERFLOW FOR LEG TUBS WITH CHAIN & STOPPER						
	600SN 22 Gauge. Chrome Plated Finish on exposed parts 1 Per Box. 3"H x 7.25"W x 12.25"D	93417 2	1	3.1	5	15.5	.15
	601SN 17 Gauge. Chrome Plated Finish on exposed parts 1 Per Box. 3"H x 7.25"W x 12.25"D	93420 2	1	3.4	5	17.5	.15
	BRASS BATH DRAIN CONNECTED WASTE & OVERFLOW FOR TILED IN TUBS WITH CHAIN & STOPPER						
	602RB 1¾" 22 Gauge. Chrome Plated Finish on exposed parts 1 Per Box. 3"H x 7.25"W x 12.25"D	93429 5	1	3.1	5	15.5	.15
	604RB 1½" 22 Gauge. Chrome Plated Finish on exposed parts 1 Per Box. 4.25"H x 2.75"W x 16.5"D	93432 5	1	3.1	10	32.3	.11
	BRASS BATH DRAIN. 1½" O.D. TRIPLEVER						
	605RB 20 Gauge. With retainer clip Chrome Plated Finish on exposed parts 1 Per Box. 3"H x 7.25"W x 12.25"D	93437 0	1	4.2	5	21.6	.15
	605LARB 20 Gauge. With retainer clip Engraved face plate. Chrome Plated Finish on exposed parts (L.A. Approved) 1 Per Box. 3"H x 7.25"W x 12.25"D	70736 3	1	3.8	5	19.5	.15
	605RBDS 20 Gauge. With retainer clip Diamond Shine Finish* 1 Per Box. 3"H x 7.25"W x 12.25"D	00255 0	1	3.8	5	19.5	.15

*Diamond Shine is Plumb Pak's tarnish free polished brass finish

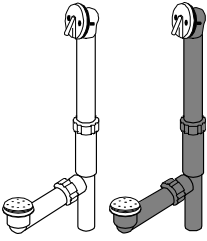

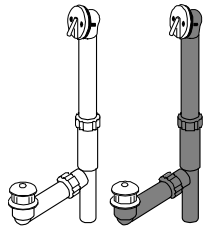
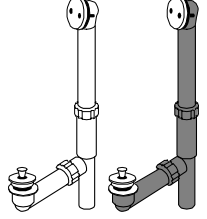
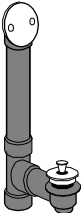
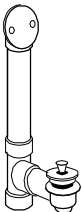
Part Number	Item Description	UPC No. 046224	Box Qty	Box Wt	Ship Ctn Qty	Ship Ctn Wt	Ship Cubic Ft
CONTINUED							
BRASS BATH DRAIN. 1½" O.D.							
TRIPLEVER							
	606RB	20 Gauge. Chrome Plated Finish on exposed parts 1 Per Box. 3"H x 7.25"W x 12.25"D	70037 1	1 3.7	5	18.5	.15
	606RBDS	20 Gauge. Diamond Shine Finish* 1 Per Box. 3"H x 7.25"W x 12.25"D	00262 8	1 3.8	5	18.5	.15
	608RB	17 Gauge. With retainer clip Chrome Plated Finish on exposed parts 1 Per Box. 3"H x 7.25"W x 12.25"D	93470 7	1 3.8	5	18.5	.15
BRASS BATH DRAIN. 1½" O.D.							
TRIPLEVER - GARDEN TUB							
	609RB	20 Gauge. Chrome Plated Finish on exposed parts 1 Per Box. 3.38"H x 5.13"W x 20.75"D	93472 1	1 4.7	1	4.7	.21
	609RBDS	20 Gauge. Diamond Shine Finish* 1 Per Box. 3.38"H x 5.13"W x 20.75"D	00261 1	1 4.8	1	4.8	.21
	615RB	17 Gauge. Chrome Plated Finish on exposed parts 1 Per Box. 3.38"H x 5.13"W x 20.75"D	93492 9	1 4.8	1	4.8	.21
	615RBDS	17 Gauge. Diamond Shine Finish* 1 Per Box. 3.38"H x 5.13"W x 20.75"D	00258 1	1 4.8	1	4.8	.21
BRASS BATH DRAIN. 1½" O.D.							
LIFT 'N TURN							
	610RB	20 Gauge. Chrome Plated Finish on exposed parts 1 Per Box. 3"H x 7.25"W x 12.25"D	70038 8	1 3.8	5	18.5	.15
	610RBDS	20 Gauge. Diamond Shine Finish* 1 Per Box. 3"H x 7.25"W x 12.25"D	00231 4	1 3.8	5	18.5	.15
	611RB	17 Gauge. Chrome Plated Finish on exposed parts 1 Per Box. 3"H x 7.25"W x 12.25"D	93482 0	1 4.8	5	24.5	.15
BRASS BATH DRAIN. 1½" O.D.							
FOOT LOK STOP™							
	612RB	20 Gauge. Chrome Plated Finish on exposed parts 1 Per Box. 3"H x 7.25"W x 12.25"D	70039 5	1 4.3	5	21.5	.15

BATH DRAINS

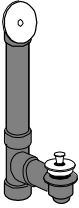
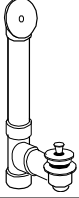
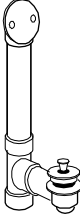
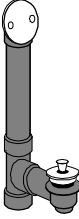
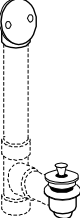
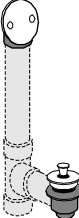


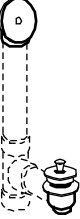
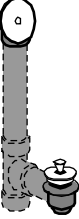

Part Number	Item Description	UPC No.	Box Qty	Box Wt	Ship Ctn Qty	Ship Ctn Wt	Ship Cubic Ft
	BRASS BATH DRAIN. 1 1/2" O.D.						
	MECHANICAL POP-UP 20 Gauge. Chrome Plated Finish on exposed parts 1 Per Box. 3"H x 7.25"W x 12.25"D	93499 8	1	3.8	5	18.5	.15
	PLASTIC BATH DRAIN. 1 1/2" O.D.						
	CHAIN & STOPPER White. Chrome Plated Finish on exposed parts 1 Per Box. 3"H x 7.25"W x 12.25"D	93477 6	1	1.3	5	6.5	.15
	PLASTIC BATH DRAIN. 1 1/2" O.D.						
	BRASS LIFT 'N TURN Black. Chrome Plated Finish on exposed parts 1 Per Box. 3"H x 7.25"W x 12.25"D	93510 0	1	1.5	5	7.5	.15
	62BDS Black. Diamond Shine Finish* 1 Per Box. 3"H x 7.25"W x 12.25"D	00229 1	1	1.5	5	7.5	.15
	62W White. Chrome Plated Finish on exposed parts 1 Per Box. 3"H x 7.25"W x 12.25"D	93517 9	1	1.5	5	7.5	.15
	62WDS White. Diamond Shine Finish* 1 Per Box. 3"H x 7.25"W x 12.25"D	00222 2	1	1.5	5	7.5	.15
	PLASTIC BATH DRAIN. 1 1/2" O.D.						
	ZINC DIE CAST LIFT 'N TURN Black. Chrome Plated Finish on exposed parts 1 Per Box. 3"H x 7.25"W x 12 x 25"D	93509 4	1	1.4	5	7.3	.15
	62AW White. Chrome Plated Finish on exposed parts 1 Per Box. 3"H x 7.25"W x 12.25"D	93514 8	1	1.4	5	7.3	.15
	PLASTIC BATH DRAIN. 1 1/2" O.D.						
	FOOT LOK STOP™ Black. Chrome Plated Finish on exposed parts 1 Per Box. 3"H x 7.25"W x 12.25"D	93573 5	1	1.5	5	7.5	.15
	63BDS Black. Diamond Shine Finish* 1 Per Box. 3"H x 7.25"W x 12.25"D	00240 6	1	1.5	5	7.5	.15
	63W White. Chrome Plated Finish on exposed parts 1 Per Box. 3"H x 7.25"W x 12.25"D	93573 5	1	1.5	5	7.5	.15

BATH DRAINS

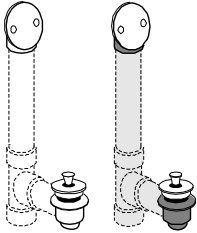

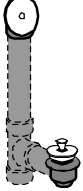
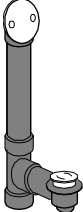
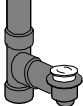
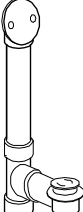
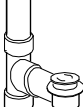

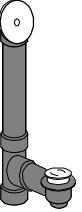
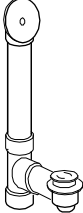
*Diamond Shine is Plumb Pak's tarnish free polished brass finish

Part Number	Item Description	UPC No. 046224	Box Qty	Box Wt	Ship Ctn Qty	Ship Ctn Wt	Ship Cubic Ft
PLASTIC BATH DRAIN. 1½" O.D. TRIPLEVER							
	64B	Black. Chrome Plated Finish on exposed parts 1 Per Box. 3"H x 7.25"W x 12.25"D	93601 5	1	1.3	5	6.5 .15
	64BDS	Black. Diamond Shine Finish* 1 Per Box. 3"H x 7.2"W x 12.25"D	00256 7	1	1.4	5	7.2 .15
	64W	White. Chrome Plated Finish on exposed parts 1 Per Box. 3"H x 7.5"W x 12.25"D	93610 7	1	1.3	5	6.5 .15
	64WDS	White. Diamond Shine Finish* 1 Per Box. 3"H x 7.25"W x 12.25"D	00257 4	1	1.4	5	7.2 .15
	PP209064	White. Chrome Plated Finish on exposed parts 1 Per Bag. 9"H x 18.75"W	29064 3	1	1.1	10	11.2 1.64
PLASTIC BATH DRAIN. 1½" O.D. MECHANICAL POP-UP							
	67B	Black. Chrome Plated Finish on exposed parts 1 Per Box. 3"H x 7.5"W x 12.25"D	93630 5	1	1.6	5	7.8 .15
	67W	White. Chrome Plated Finish on exposed parts 1 Per Box. 3"H x 7.5"W x 12.25"D	93632 9	1	1.6	5	7.8 .15
PLASTIC BATH DRAIN. 1½" O.D. ROLLER BALL STOP U.S. PATENT # 5,428,847							
	84W	White. Chrome Plated Finish on exposed parts 1 Per Box. 3"H x 7.5"W x 12.25"D	70310 5	1	1.6	5	7.8 .15
	84WDS	White. Diamond Shine Finish* 1 Per Box. 3"H x 7.5"W x 12.25"D	00243 7	1	1.6	5	7.8 .15
1½" SCHEDULE 40 BATH DRAIN BRASS LIFT 'N TURN. WITH PIPE AND TEE							
	620ABS	ABS. Chrome Plated Finish on exposed parts 1 Per Box. 3"H x 7.25"W x 12.25"D	70041 8	1	2.6	5	13.4 .15
	620ABS DS	ABS. Diamond Shine Finish* 1 Per Box. 3"H x 7.25"W x 12.25"D	00225 3	1	2.6	5	13.4 .15
	620PVC	PVC. Chrome Plated Finish on exposed parts 1 Per Box. 3"H x 7.25"W x 12.25"D	70053 1	1	2.1	5	10.5 .15
	620PVC DS	PVC. Diamond Shine Finish* 1 Per Box. 3"H x 7.25"W x 12.25"D	00221 5	1	2.6	5	13.5 .15

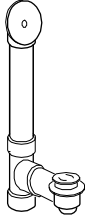
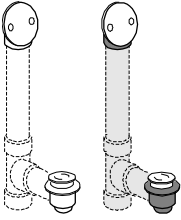
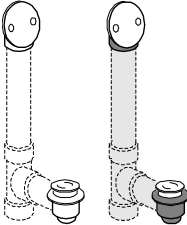
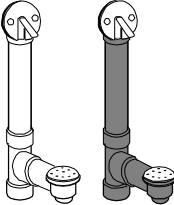
BATH DRAINS

Part Number	Item Description	UPC No.	Box Qty	Box Wt	Ship Ctn Qty	Ship Ctn Wt	Ship Cubic Ft
CONTINUED							
1 1/2" SCHEDULE 40 BATH DRAIN BRASS LIFT 'N TURN. WITH PIPE AND TEE							
	620LAABS	ABS. Chrome Plated Finish on exposed parts Single Hole Face Plate. (L.A. ABS Only) 1 Per Box. 3"H x 7.25"W x 12.25"D	93535 3	1	2.6	5	13.5 .15
	620LAPVC	PVC. Chrome Plated Finish on exposed parts Single Hole Face Plate 1 Per Box. 3"H x 7.25"W x 12.25"D	70499 7	1	2.6	5	13.5 .15
1 1/2" SCHEDULE 40 BATH DRAIN ZINC DIE CAST LIFT 'N TURN WITH PIPE AND TEE							
	620AABS	ABS. Chrome Plated Finish on exposed parts 1 Per Box. 3"H x 7.25"W x 12.25"D	70998 5	1	2.7	5	13.8 .15
	620APVC	PVC. Chrome Plated Finish on exposed parts 1 Per Box. 3"H x 7.25"W x 12.25"D	93531 5	1	2.7	5	13.8 .15
1 1/2" SCHEDULE 40 BATH DRAIN BRASS LIFT 'N TURN HALF PAK LESS PIPE AND TEE							
	621ABS	ABS. Chrome Plated Finish on exposed parts 1 Per Box. 4.63"H x 3.75"W x 6"D	93539 1	1	1.2	5	6.5 .06
	621ABSDS	ABS. Diamond Shine Finish* 1 Per Box. 4.63"H x 3.75"W x 6"D	00227 7	1	1.4	5	7.5 .06
	621PVC	PVC. Chrome Plated Finish on exposed parts 1 Per Box. 4.63"H x 3.75"W x 6"D	93549 0	1	1.2	5	6.5 .06
	621PVCDS	PVC. Diamond Shine Finish* 1 Per Box. 4.63"H x 3.75"W x 6"D	00220 8	1	1.4	5	7.5 .06
1 1/2" SCHEDULE 40 BATH DRAIN BRASS LIFT 'N TURN HALF PAK L.A. APPROVED. LESS PIPE AND TEE							
	621LAABS	ABS. Chrome Plated Finish on exposed parts (L.A. ABS Only) 1 Per Box. 4.63"H x 3.75"W x 6"D	93545 2	1	1.4	5	7.5 .06
	621LAPVC	PVC. Chrome Plated Finish on exposed parts 1 Per Box. 4.63"H x 3.75"W x 6"D	93547 6	1	1.4	5	7.5 .06
	621LAPVCDS	PVC. Diamond Shine Finish* 1 Per Box. 4.63"H x 3.75"W x 6"D	00232 1	1	1.4	5	7.5 .06

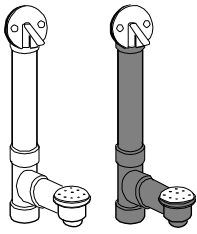
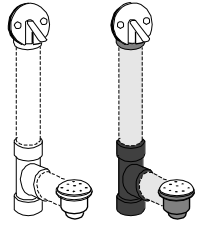
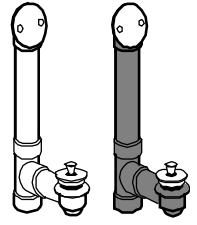
*Diamond Shine is Plumb Pak's tarnish free polished brass finish

Part Number	Item Description	UPC No.	Box Qty	Box Wt	Ship Ctn Qty	Ship Ctn Wt	Ship Cubic Ft
1 1/2" SCHEDULE 40 BATH DRAIN ZINC DIE CAST LIFT 'N TURN HALF PAK LESS PIPE AND TEE							
 621AABS	ABS. Chrome Plated Finish on exposed parts 1 Per Box. 4.63"H x 3.75"W x 6"D	93538 4	1	1.4	5	7.5	.06
 621APVC	PVC. Chrome Plated Finish on exposed parts 1 Per Box. 4.63"H x 3.75"W x 6"D	93544 5	1	1.2	5	6.9	.06
 621ALAABS	ABS. Chrome Plated Finish on exposed parts Single Hole Face Plate 1 Per Box. 4.63"H x 3.75"W x 6"D	93542 1	1	1.4	5	7.5	.06
1 1/2" SCHEDULE 40 BATH DRAIN FOOT LOK STOP™. WITH PIPE AND TEE							
 630ABS	ABS. Chrome Plated Finish on exposed parts 1 Per Box. 3"H x 7.25"W x 12.25"D	70040 1	1	2.6	5	13.5	.15
 630ABS	ABS. Chrome Plated Finish on exposed parts Diamond Shine Finish* 1 Per Box. 3"H x 7.25"W x 12.25"D	00235 2	1	2.6	5	13.5	.15
 630PVC	PVC. Chrome Plated Finish on exposed parts 1 Per Box. 3"H x 7.25"W x 12.25"D	70052 4	1	2.3	5	11.8	.15
 630PVC	PVC. Chrome Plated Finish on exposed parts Diamond Shine Finish* 1 Per Box. 3"H x 7.25"W x 12.25"D	00237 6	1	2.3	5	11.8	.15
 630LAABS	ABS. Chrome Plated Finish on exposed parts Single Hole Face Plate. 3/8" Threaded Shaft on Foot Lok Stop™ Assembly (L.A. ABS Only) 1 Per Box. 3"H x 7.25"W x 12.25"D	93578 0	1	2.6	5	13.5	.15
 630LAABS	ABS. Single Hole Face Plate 3/8" Threaded Shaft on Foot Lok Stop™ Assembly. Diamond Shine Finish* (L.A. ABS Only) 1 Per Box. 3"H x 7.25"W x 12.25"D	00276 5	1	2.6	5	13.5	.15
 630LAPVC	PVC. Chrome Plated Finish on exposed parts Single Hole Face Plate. 3/8" Threaded Shaft on Foot Lok Stop™ Assembly (L.A. ABS Only) 1 Per Box. 3"H x 7.25"W x 12.25"D	70217 7	1	2.6	5	13.5	.15

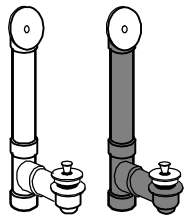
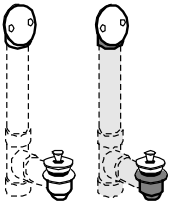
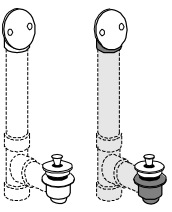
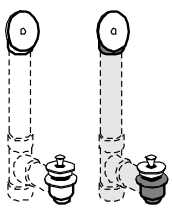
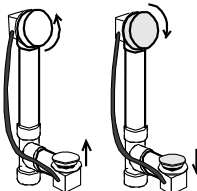
BATH DRAINS

Part Number	Item Description	UPC No.	Box Qty	Box Wt	Ship Ctn Qty	Ship Ctn Wt	Ship Cubic Ft
CONTINUED							
	630LAPVCDS 1 1/2" SCHEDULE 40 BATH DRAIN FOOT LOK STOP™. WITH PIPE AND TEE PVC. Single Hole Face Plate 3/8" Threaded Shaft on Foot Lok Stop™ Assembly. Diamond Shine Finish* 1 Per Box. 3"H x 7.25"W x 12.25"D	00275 8	1	2.6	5	13.5	.15
	<hr/>						
	631ABS 1 1/2" SCHEDULE 40 BATH DRAIN FOOT LOK STOP™ HALF PAK LESS PIPE AND TEE ABS. Chrome Plated Finish on exposed parts 1 Per Box. 4.63"H x 3.75"W x 6"D	93580 3	1	1.2	5	6.5	.06
	631ABSDS ABS. Diamond Shine Finish* 1 Per Box. 4.63"H x 3.75"W x 6"D	00238 3	1	1.4	5	7.3	.06
	631PVC PVC. Chrome Plated Finish on exposed parts 1 Per Box. 4.63"H x 3.75"W x 6"D	93585 8	1	1.2	5	6.5	.06
	631PVCDS PVC. Diamond Shine Finish* 1 Per Box. 4.63"H x 3.75"W x 6"D	00234 5	1	1.4	5	7.3	.06
	<hr/>						
	631LAABS 1 1/2" SCHEDULE 40 BATH DRAIN FOOT LOK STOP™ HALF PAK SINGLE HOLE FACE PLATE 3/8" THREADED SHAFT ON FOOT LOK STOP™ ASSEMBLY ABS. Chrome Plated Finish on exposed parts Less Pipe and Tee. (L.A. Approved on ABS Only) 1 Per Box. 4.63"H x 3.75"W x 6"D	93582 7	1	1.4	5	7.3	.06
	631LAABSDS ABS. Less Pipe and Tee. Diamond Shine Finish*. (L.A. Approved on ABS Only) 1 Per Box. 4.63"H x 3.75"W x 6"D	00245 1	1	1.4	5	7.3	.06
	631LAPVC PVC. Chrome Plated Finish on exposed parts Less Pipe and Tee. (L.A. Approved on ABS Only) 1 Per Box. 4.63"H x 3.75"W x 6"D	93583 4	1	1.4	5	7.3	.06
	631LAPVCDS PVC. Less Pipe and Tee. Diamond Shine Finish*. (L.A. Approved on ABS Only) 1 Per Box. 4.63"H x 3.75"W x 6"D	00246 8	1	1.4	5	7.3	.06
	<hr/>						
	640ABS 1 1/2" SCHEDULE 40 BATH DRAIN TRIPLEVER. WITH PIPE AND TEE ABS. Chrome Plated Finish on exposed parts 1 Per Box. 3"H x 7.25"W x 12.25"D	70341 9	1	2.5	5	12.5	.15

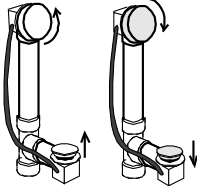
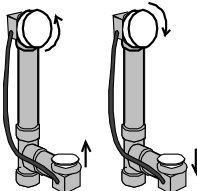
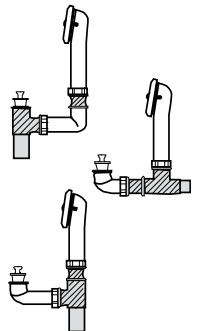
*Diamond Shine is Plumb Pak's tarnish free polished brass finish

Part Number	Item Description	UPC No. 046224	Box Qty	Box Wt	Ship Ctn Qty	Ship Ctn Wt	Ship Cubic Ft
CONTINUED							
1 1/2" SCHEDULE 40 BATH DRAIN TRIPLEVER. WITH PIPE AND TEE							
	640ABSDS	ABS. Diamond Shine Finish* 1 Per Box. 3"H x 7.25"W x 12.25"D	00273 4	1	2.5	5	12.5 .15
	640PVC	PVC. Chrome Plated Finish on exposed parts 1 Per Box. 3"H x 7.25"W x 12.25"D	70241 2	1	2.5	5	12.5 .15
	640PVCDS	PVC. Diamond Shine Finish* 1 Per Box. 3"H x 7.25"W x 12.25"D	00267 3	1	2.5	5	12.5 .15
1 1/2" SCHEDULE 40 BATH DRAIN TRIPLEVER HALF PAK WITH TEE. LESS PIPE FOR WHIRLPOOL AND GARDEN TUBS							
	641ABS	ABS. Chrome Plated Finish on exposed parts Linkage Adjustable from 14" to 21-11/16" 1 Per Box. 3"H x 7.25"W x 12.25"D	70265 8	1	2.2	5	11.5 .15
	641ABSDS	ABS. Linkage Adjustable from 14" to 21-11/16" Diamond Shine Finish* 1 Per Box. 3"H x 7.25"W x 12.25"D	00274 1	1	2.2	5	11.5 .15
	641PVC	PVC. Chrome Plated Finish on exposed parts Linkage Adjustable from 14" to 21-11/16" 1 Per Box. 3"H x 7.25"W x 12.25"D	70264 1	1	2.2	5	11.5 .15
	641PVCDS	PVC. Linkage Adjustable from 14" to 21-11/16" Diamond Shine Finish* 1 Per Box. 3"H x 7.25"W x 12.25"D	00263 5	1	2.2	5	11.5 .15
1 1/2" SCHEDULE 40 BATH DRAIN ROLLER BALL STOP. WITH PIPE AND TEE U.S. PATENT # 5,428,847							
	650ABS	ABS. Chrome Plated Finish on exposed parts Two hole face plate 1 Per Box. 3"H x 7.25"W x 12.25"D	70495 9	1	1.9	5	9.5 .15
	650PVC	PVC. Chrome Plated Finish on exposed parts Two hole face plate 1 Per Box. 3"H x 7.25"W x 12.25"D	70340 2	1	1.9	5	9.5 .15
	650PVCDS	PVC. Diamond Shine Finish* Two hole face plate 1 Per Box. 3"H x 7.25"W x 12.25"D	00242 0	1	1.9	5	9.5 .15

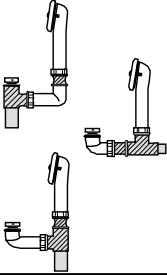
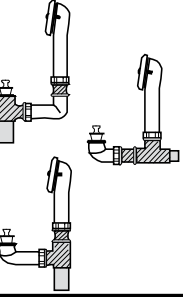
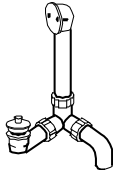
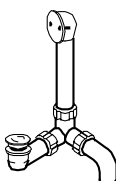
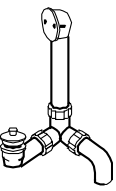
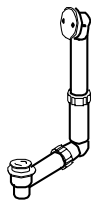
BATH DRAINS

Part Number	Item Description	UPC No.	Box Qty	Box Wt	Ship Ctn Qty	Ship Ctn Wt	Ship Cubic Ft
CONTINUED							
1 1/2" SCHEDULE 40 BATH DRAIN ROLLER BALL STOP. WITH PIPE AND TEE U.S. PATENT # 5,428,847							
	653ABS	ABS. Chrome Plated Finish on exposed parts One hole face plate 1 Per Box. 3"H x 7.25"W x 12.25"D	70999 2	1	1.9	5	9.5 .15
	653PVC	PVC. Chrome Plated Finish on exposed parts One Hole Face Plate 1 Per Box. 3"H x 7.25"W x 12.25"D	71000 4	1	1.9	5	9.5 .15
1 1/2" SCHEDULE 40 BATH DRAIN ROLLER BALL STOP HALF PAK LESS PIPE AND TEE U.S. PATENT # 5,428,847							
	651ABS	ABS. Chrome Plated Finish on exposed parts 1 Per Box. 4.63"H x 3.75"W x 6"D	00651 0	1	1.4	5	7.5 .06
	651PVC	PVC. Chrome Plated Finish on exposed parts 1 Per Box. 4.63"H x 3.75"W x 6"D	70368 6	1	1.4	5	7.5 .06
	651PVCDS	PVC. Diamond Shine Finish* 1 Per Box. 4.63"H x 3.75"W x 6"D	00241 3	1	1.4	5	7.5 .06
	652ABS	ABS. Chrome Plated Finish on exposed parts One Hole Face Plate 1 Per Box. 4.63"H x 3.75"W x 6"D	70749 3	1	1.5	5	7.7 .06
	652ABSDDS	ABS. One Hole Face Plate Diamond Shine Finish* 1 Per Box. 4.63"H x 3.75"W x 6"D	00249 9	1	1.5	5	7.7 .06
	652PVC	PVC. Chrome Plated Finish on exposed parts One Hole Face Plate 1 Per Box. 4.63"H x 3.75"W x 6"D	70336 5	1	1.5	5	7.7 .06
	652PVCDS	PVC. One Hole Face Plate Diamond Shine Finish* 1 Per Box. 4.63"H x 3.75"W x 6"D	00248 2	1	1.5	5	7.7 .06
	CABLE DRIVEN BATH DRAIN 1 1/2" SCHEDULE 40 FITS MOST HOT TUBS, WHIRLPOOL TYPE AND REGULAR BATH 17" TO 22" DEEP						
	645PVC	PVC. Chrome Plated Finish on exposed parts 1 Per Box. 3"H x 8.25"W x 19.25"D	00645 9	1	3.7	5	18.7 .28

*Diamond Shine is Plumb Pak's tarnish free polished brass finish

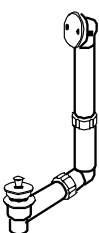

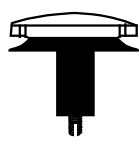
Part Number	Item Description	UPC No. 046224	Box Qty	Box Wt	Ship Ctn Qty	Ship Ctn Wt	Ship Cubic Ft
<p>CONTINUED CABLE DRIVEN BATH DRAIN 1 1/2" SCHEDULE 40 FITS MOST HOT TUBS, WHIRLPOOL TYPE AND REGULAR BATH 17" TO 22" DEEP</p>							
	645PVCDSBP PVC. Polished Brass on exposed parts 1 Per Box. 3"H x 8.25"W x 19.25"D	01582 6	1	3.7	5	18.7	.28
	645PVCDSBN PVC. Brushed Nickel on exposed parts 1 Per Box. 3"H x 8.25"W x 19.25"D	01377 8	1	3.7	5	18.7	.28
	645PVCWH PVC. White Finish on exposed parts 1 Per Box. 3"H x 8.25"W x 19.25"D	06451 0	1	3.7	5	18.7	.28
	645PVCBN PVC. Bone Finish on exposed parts 1 Per Box. 3"H x 8.25"W x 19.25"D	06453 4	1	3.7	5	18.7	.28
	645PVCBS PVC. Biscuit Finish on exposed parts 1 Per Box. 3"H x 8.25"W x 19.25"D	73666 0	1	3.7	5	18.7	.28
		645ABS ABS. Chrome Plated Finish on exposed parts 1 Per Box. 3"H x 8.25"W x 19.25"D	10645 6	1	3.7	5	18.7
645ABSBP ABS. Polished Brass Finish on exposed parts 1 Per Box. 3"H x 8.25"W x 19.25"D		16452 4	1	3.7	5	18.7	.28
645ABSDBN ABS. Brushed Nickel Finish on exposed parts 1 Per Box. 3"H x 8.25"W x 19.25"D		02106 3	1	3.7	5	18.7	.28
<p>1 1/2" O.D. PLASTIC BATH DRAIN TRIAD- LIFT 'N TURN A DIRECT DRAIN, BACK-OUTLET DRAIN AND A CONVENTIONAL DRAIN ALL IN ONE! U.S. PATENT NO. 4,920,582</p>							
	70W White. Chrome Plated Finish on exposed parts (Also Available in Antique and Polished Brass) 1 Per Box. 3"H x 7.25"W x 12.25"D	93666 4	1	2.6	5	13.5	.15
	70WDS White. Diamond Shine Finish* on exposed parts 1 Per Box. 3"H x 7.25"W x 12.25"D	00228 4	1	2.6	5	13.5	.15

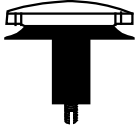

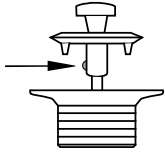
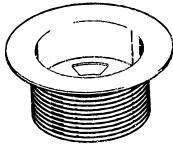

BATH DRAINS


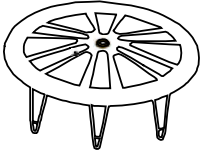

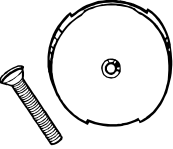

Part Number	Item Description	UPC No.	Box Qty	Box Wt	Ship Ctn Qty	Ship Ctn Wt	Ship Cubic Ft
	1 1/2" O.D. PLASTIC BATH DRAIN TRIAD - TIP TOE A DIRECT DRAIN, BACK-OUTLET DRAIN AND A CONVENTIONAL DRAIN ALL IN ONE! U.S. PATENT NO. 4,920,582	046224	1	1.7	5	8.5	.15
71W	White. Chrome Plated Finish on exposed parts 1 Per Box. 3"H x 7.25"W x 12.25"D	93707 4					
	1 1/2" O.D. PLASTIC BATH DRAIN TRIAD - ROLLER BALL STOP A DIRECT DRAIN, BACK-OUTLET DRAIN AND A CONVENTIONAL DRAIN ALL IN ONE! U.S. PATENT NO. 4,920,582						
86W	White. Chrome Plated Finish on exposed parts 1 Per Box. 3"H x 7.25"W x 12.25"D	70486 7	1	1.6	5	8.3	.15
86WDS	White. Diamond Shine Finish* on exposed parts 1 Per Box. 3"H x 7.25"W x 12.25"D	00247 5	1	1.6	5	8.3	.15
	1 1/2" O.D. PLASTIC BATH DRAIN SIDE OUTLET - LIFT 'N TURN						
72W	White. Chrome Plated Finish on exposed parts 1 Per Box. 3"H x 7.25"W x 12.25"D	70224 5	1	2.0	5	10.4	.15
	1 1/2" O.D. PLASTIC BATH DRAIN SIDE OUTLET - TIP TOE						
77W	White. Chrome Plated Finish on exposed parts (Also Available in Antique and Polished Brass) 1 Per Box. 3"H x 7.25"W x 12.25"D	70225 2	1	2.0	5	10.4	.15
	1 1/2" O.D. PLASTIC BATH DRAIN SIDE OUTLET - ROLLER BALL U.S. PATENT # 5,428,847						
87W	White. Chrome Plated Finish on exposed parts (Also Available in Polished Brass) 1 Per Box. 3"H x 7.25"W x 12.25"D	70378 5	1	2.0	5	10.4	.15
	1 1/2" O.D. PLASTIC BATH DRAIN DIRECT CONNECT FOOT LOK STOP™						
68W	White. Chrome Plated Finish on exposed parts (Also Available in Antique and Polished Brass) 1 Per Box. 3"H x 7.25"W x 12.25"D	93653 4	1	1.5	5	7.7	.15

BATH DRAINS

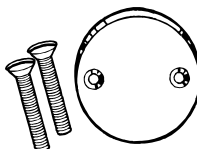
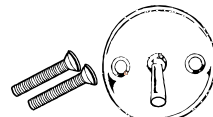
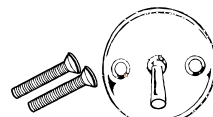
*Diamond Shine is Plumb Pak's tarnish free polished brass finish

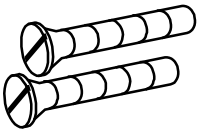
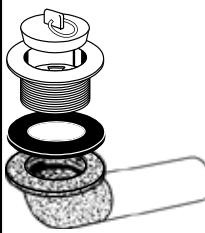
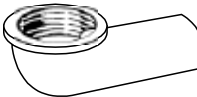

Part Number	Item Description	UPC No. 046224	Box Qty	Box Wt	Ship Ctn Qty	Ship Ctn Wt	Ship Cubic Ft
	1 1/2" O.D. PLASTIC BATH DRAIN DIRECT CONNECT LIFT 'N TURN						
	69W White. Chrome Plated Finish on exposed parts 1 Per Box. 3"H x 7.25"W x 12.25"D	93662 6	1	1.5	5	7.7	.15
	69WDS White. Diamond Shine Finish* on exposed parts 1 Per Box. 3"H x 7.25"W x 12.25"D	00230 7	1	1.5	5	7.7	.15
FOOT LOK ASSEMBLIES & REPLACEMENT PARTS PUSH BUTTON TYPE WITH 5/16" THREAD SHAFT COMPLETE WITH CARTRIDGE AND STRAINER							
	PP826-20 Chrome Plated 1 Per Card. 5"H x 4"W	82620 0	6	3.8	24	15.2	.50
	PP22620PC Chrome Plated 1 Per Bag. 6.13"H x 7"W	22620 8	1	.58	5	3.2	.08
	PP22620PB Polished Brass 1 Per Bag. 6.13"H x 7"W	73820 6	1	.58	5	3.2	.08
	PP22620AN Antique Brass 1 Per Bag. 6.13"H x 7"W	74039 1	1	.58	5	3.2	.08
FOOT LOK STOP™ REPLACEMENT CARTRIDGE							
	PP826-21 5/16" Threaded shaft. Chrome Plated 1 Per Card. 5"H x 4"W	82621 7	6	.96	24	3.5	-
	PP22621PC 5/16" Threaded shaft. Chrome Plated 1 Per Bag. 6.13"H x 7"W	22621 5	1	1.1	10	11.6	.08
	PP22621PB 5/16" Threaded shaft. Polished Brass 1 Per Bag. 6.13"H x 7"W	73813 8	1	1.1	5	5.8	.08
	PP22621AN 5/16" Threaded shaft. Antique Brass 1 Per Bag. 6.13"H x 7"W	74041 4	1	1.1	5	5.8	.05
	PP863-50 3/8" Threaded shaft. Chrome Plated 1 Per Card. 5"H x 4"W	01443 0	6	6.2	24	24.8	-
	PP26350PC 3/8" Threaded shaft. Chrome Plated 1 Per Bag. 6.13"H x 7"W	26350 0	1	1.1	10	11.6	.08
	PP26350PB 3/8" Threaded shaft. Polished Brass 1 Per Bag. 6.13"H x 7"W	73812 1	1	1.1	5	5.8	.08

Part Number	Item Description	UPC No.	Box Qty	Box Wt	Ship Ctn Qty	Ship Ctn Wt	Ship Cubic Ft
CONTINUED							
FOOT LOK STOP™ REPLACEMENT CARTRIDGE							
	PP26350AN 3/8" Threaded shaft. Antique Brass 1 Per Bag. 6.13"H x 7"W	74040 7	1	1.1	5	5.8	.08
FOOT LOK STOP™ ASSEMBLY WASHER							
	PP863-11 Rubber washer for Foot Lok Stop™ assembly 1 Per Card. 3.75"H x 2.62"W	01442 3	6	.19	24	.82	-
	PP26311 Rubber washer for Foot Lok Stop™ assembly 1 Per Bag. 4"H x 5"W	26311 1	1	.03	10	.31	.08
ROLLER BALL ASSEMBLY							
U.S. PATENT # 5,428,847							
	PP826-34 Replacement assembly. Chrome Plated 1 Per Card. 5"H x 4"W	01440 9	6	3.9	24	15.9	-
	PP22634PC Replacement assembly. Chrome Plated 1 Per Bag. 6.13"H x 7"W	22634 5	1	.67	5	3.4	.08
	PP22634PB Replacement assembly. Polished Brass 1 Per Bag. 6.13"H x 7"W	73821 3	1	.67	5	3.4	.08
WASTE STRAINERS							
	PP26063 Strainer body for brass bath drains 1 Per Bag. 6.13"H x 7"W	26063 9	1	.11	5	.57	.08
	PP21082 Strainer body for plastic bath drains 1 Per Bag. 6.13"H x 7"W	21082 5	1	.09	5	.45	.08
	PP26351 West Coast strainer only. Fine thread 1 Per Bag. 6.13"H x 7"W	26351 7	1	.11	5	.57	.08
STRAINER COVERS							
	PP826-64 Strainer dome cover with screw Chrome Plated 1 Per Card. 4.25"H x 3.5"W	01441 6	6	.60	24	2.4	.08
	PP5064PC Strainer dome cover with screw Chrome Plated 1 Per Bag. 4"H x 5"W	73474 1	1	.10	15	1.7	.08
	PP5064PB Strainer dome cover with screw Polished Brass 1 Per Bag. 4"H x 5"W	73475 8	1	.10	15	1.7	.08



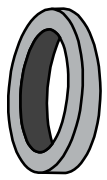
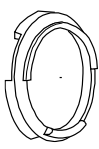

Part Number	Item Description	UPC No.	Box Qty	Box Wt	Ship Ctn Qty	Ship Ctn Wt	Ship Cubic Ft
CONTINUED							
STRAINER COVERS							
	PP5064AN Strainer dome cover with screw Antique Brass 1 Per Bag. 4"H x 5"W	74043 8	1	.10	5	.85	.08
	PP22056 Snap-in strainer for Price Pfister Style Polished Chrome 1 Per Bag. 5"H x 3.75"W x 7.5"D	22056 5	1	1.1	10	11.3	.08
	PP22056PB Snap-in strainer for Price Pfister Style Polished Brass 1 Per Bag. 5"H x 3.75"W x 7.5"D	74074 2	1	1.1	10	11.3	.08
	PP22056AN Snap-in strainer for Price Pfister Style Antique Brass 1 Per Bag. 5"H x 3.75"W x 7.5"D	74053 7	1	1.1	5	5.7	.08
FACE PLATE WITH SCREW							
SINGLE HOLE WROUGHT OVERFLOW PLATE							
	PP22618 Chrome Plated. For Chain and Stopper 1 Per Bag. 4"H x 5"W	22618 5	1	.09	10	1.2	.08
FACE PLATES							
SINGLE HOLE FACE PLATE WITH SCREW							
	PP826-10 Chrome Plated 1 Per Card. 5.5"H x 4.75"W	01434 8	6	.19	24	4.8	-
	PP826-10BN Brushed Nickel 1 Per Card. 5.5"H x 4.75"W	01433 1	6	.19	24	4.8	-
	PP22010PC Chrome Plated 1 Per Bag. 6.13"H x 7"W	22010 7	1	.19	10	2.1	.08
	PP22010PB Polished Brass 1 Per Bag. 6.13"H x 7"W	73817 6	1	.19	5	.46	.08
	PP22010AN Antique Brass 1 Per Bag. 6.13"H x 7"W	74042 1	1	.19	5	.46	.05
FACE PLATE WITH SCREW							
	PP26101 Old style. Chrome Plated 1 Per Bag. 6.3"H x 7"W	26101 8	1	.06	10	.91	.08

BATH DRAINS


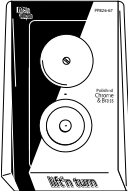
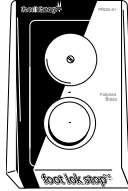
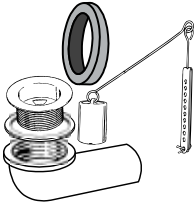
Part Number	Item Description	UPC No.	Box Qty	Box Wt	Ship Ctn Qty	Ship Ctn Wt	Ship Cubic Ft
TWO HOLE FACE PLATE WITH SCREWS							
PP826-11	Chrome Plated 1 Per Card. 5.5"H x 4.75"W	01436 2	6	.68	24	2.9	-
PP826-11BN	Brushed Nickel 1 Per Card. 5.5"H x 4.75"W	01435 5	6	.68	24	2.9	-
 PP22611PC	Chrome Plated 1 Per Bag. 6.13"H x 7"W	22611 6	1	.11	10	1.7	.08
PP22611PB	Polished Brass 1 Per Bag. 6.13"H x 7"W	73819 0	1	.16	5	1.1	.08
PP22611AN	Antique Brass 1 Per Bag. 6.13"H x 7"W	74047 6	1	.16	5	1.1	.08
TRIPLEVER STYLE FACE PLATE WITH SCREWS							
PP826-1	Chrome Plated 1 Per Card. 5.5"H x 4.62"W	82601 9	6	2.1	24	8.8	.72
PP826-1BN	Brushed Nickel 1 Per Card. 5.5"H x 4.62"W	01437 9	6	2.1	24	8.8	.72
 PP22601	Chrome Plated 1 Per Bag. 6.13"H x 8"W	22601 7	1	.20	10	2.2	.15
PP826-1AN	Antique Brass 1 Per Card. 6.88"H x 4.75"W	99968 3	1	.30	5	1.7	.72
PP22601AN	Antique Brass 1 Per Bag. 6.13"H x 8"W	74048 3	1	.20	5	1.3	.15
PP826-1PB	Polished Brass 1 Per Card. 6.88"H x 4.75"W	99985 0	1	.30	5	1.7	-
PP22601PB	Polished Brass 1 Per Bag. 6.13"H x 7"W	73818 3	1	.20	5	1.3	.08
 PP22602	For Price Pfister. Chrome Plated 1 Per Bag. 9"H x 3.75"W x 7.5"D	22602 4	1	.20	10	2.6	-
PP22602PB	For Price Pfister. Polished Brass 1 Per Bag. 9"H x 3.75"W x 7.5"D	74087 2	1	.20	10	2.6	-
PP22602AN	For Price Pfister. Antique Brass 1 Per Bag. 9"H x 3.75"W x 7.5"D	74083 4	1	.20	5	1.3	-

Part Number	Item Description	UPC No. 046224	Box Qty	Box Wt	Ship Ctn Qty	Ship Ctn Wt	Ship Cubic Ft
FACE PLATE SCREWS							
	PP22612	Chrome Plated 2 Per Bag. 4.88"H x 3.75"W	22612 3	1	.20	5	1.3 .60
	PP22612PB	Polished Brass 2 Per Bag. 4.88"H x 3.75"W	73814 5	1	.20	5	1.3 .08
	PP22612AN	Antique Brass 2 Per Bag. 4.88"H x 3.75"W	74038 4	1	.20	5	1.3 .08
WASTE SHOES - WITH STRAINER							
	PP27091	1 ³ / ₈ " Waste Shoe with strainer and rubber Stopper for 600, 601, 602 1 Per Bag. 6.13"H x 7"W	27091 1	1	1.1	5	5.8 .31
	PP27093	1 ¹ / ₂ " Fine thread waste shoe with strainer and Grid for 606, 607, 609, 615 1 Per Bag. 6.13"H x 7"W	27093 5	1	.75	5	3.8 .31
	PP26141	1 ¹ / ₂ " Waste Shoe. Coarse thread with strainer and grid 1 Per Bag. 9"H x 13.5"W	26141 4	1	1.4	5	7.2 .31
PLASTIC WASTE SHOE							
	PP22646	White. 1 ¹ / ₂ " O.D. x 6 ¹ / ₂ " For plastic bath drain 1 Per Bag. 7"H x 9.5"W	22646 8	1	.20	5	1.3 .31
LINKAGE ASSEMBLIES							
	PP606-23	White. For Triplever 6" Eye Wire. 10-32 Brass eye bolt. Brass clevis plunger 1 Per Card. 9.25"H x 2.875"W	01446 1	6	.90	24	3.6 -
	PP22633	White. For Triplever 6" Eye Wire. 10-32 Brass eye bolt. Brass clevis plunger 1 Per Bag. 4.5"H x 10.5"W	22633 8	1	.15	10	1.7 .15
	PP606-22	Brass. For Triplever 1 Per Card. 9.25"H x 2.875"W	01445 4	6	.72	24	2.9 -
	PP22632	Brass. For Triplever 1 Per Bag. 4.5"H x 10.5"W	22632 1	1	.30	10	3.2 .15

BATH DRAINS

Part Number	Item Description	UPC No.	Box Qty	Box Wt	Ship Ctn Qty	Ship Ctn Wt	Ship Cubic Ft
	QUICK LINKAGE ASSEMBLY For Triplever. Adjusts from 1" to 14 ³ / ₄ ". White plunger 1 Per Bag. 4.5"H x 16"W	24014 3	1	.20	5	1.3	.23
	PP24114 For Triplever half pak. Adjustable from 14" to 21 ¹¹ / ₁₆ ". White plunger 1 Per Bag. 4.5"H x 16"W	24114 0	1	.20	5	1.3	.23
	REPLACEMENT WASHERS PP22879 Washer for 1 ³ / ₈ " Bath Waste Strainer 1 Per Bag. 4"H x 5"W	22879 0	1	.10	10	1.2	.08
	PP826-22 Washer for 1 ¹ / ₂ " Bath Waste Strainer 1 Per Card. 4.25"H x 3.5"W	01439 3	6	.30	24	1.3	-
	PP22622 Washer for 1 ¹ / ₂ " Bath Waste Strainer 1 Per Bag. 4"H x 5"W	22622 2	1	.05	10	.60	.08
	PP826-4 Overflow Washer. Flat Type. Sponge 1 Per Card. 5"H x 4"W	82604 0	6	.72	24	2.9	.33
	PP826-3 Overflow Washer. Beveled Type. Rubber 1 Per Card. 5"H x 4"W	82603 3	6	.70	24	2.8	.12
	PP22603 Overflow Washer. Beveled Type. Rubber 1 Per Bag. 6.13"H x 8"W	22603 1	1	.10	10	1.2	.08
	PP821-39 Overflow Washer. Rubber Clip On Washer 1 Per Card. 5.375"H x 4.625"W	01426 3	6	.12	24	.48	-
	PP21309 Overflow Washer. Rubber Clip On Washer 1 Per Bag. 6.13"H x 8"W	21309 3	1	.02	10	.32	.08
	SLIP JOINT NUTS PP25538 1 ¹ / ₄ " x 1 ³ / ₈ " Slip Joint Nut with Washer 1 Per Bag. 4"H x 6"W	25538 3	1	.07	5	.37	.08
	PP25537 1 ¹ / ₂ " x 1 ³ / ₈ " Slip Joint Nut with Washer 1 Per Bag. 4"H x 6"W	25537 6	1	.09	10	1.2	.08

BATH DRAINS

Part Number	Item Description	UPC No. 046224	Box Qty	Box Wt	Ship Ctn Qty	Ship Ctn Wt	Ship Cubic Ft
TRIM KITS FOR 1³/₈ OR 1¹/₂" BATHDRAINS INCLUDES FACEPLATE, STRAINER, CONVERSION BUSHING AND FACE PLATE CONVERTER							
	PP826-65 Triplever Trim Kit. Chrome Plated 1 Per Clamshell. 10"H x 6"W x 2.75"D	82665 1	1	.86	6	5.2	.62
	PP826-60 Triplever Trim Kit. Polished Brass 1 Per Clamshell. 10"H x 6"W x 2.75"D	82660 6	1	.86	6	5.2	.62
	PP826-72 Triplever Trim Kit. Chrome Plated & Brass 1 Per Clamshell. 10"H x 6"W x 2.75"D	82672 9	1	.86	6	5.2	.62
	PP826-77 Triplever Trim Kit. White 1 Per Clamshell. 10"H x 6"W x 2.75"D	82677 4	1	.86	6	5.2	.62
	PP826-67 Lift 'N Turn Trim Kit. Chrome Plated 1 Per Clamshell. 10"H x 6"W x 2.75"D	82667 5	1	.98	6	5.9	.62
	PP826-62 Lift 'N Turn Trim Kit. Polished Brass 1 Per Clamshell. 10"H x 6"W x 2.75"D	82662 0	1	.98	6	5.9	.62
	PP826-74 Lift 'N Turn Trim Kit. Chrome Plated & Brass 1 Per Clamshell. 10"H x 6"W x 2.75"D	82674 3	1	.98	6	5.9	.62
	PP826-76 Lift 'N Turn Trim Kit. White 1 Per Clamshell. 10"H x 6"W x 2.75"D	82676 7	1	.98	6	5.9	.62
	PP826-66 Foot Lok Stop™ Trim Kit. Chrome Plated 1 Per Clamshell. 10"H x 6"W x 2.75"D	82666 8	1	.94	6	5.6	.62
	PP826-61 Foot Lok Stop™ Trim Kit. Polished Brass 1 Per Clamshell. 10"H x 6"W x 2.75"D	82661 3	1	.94	6	5.6	.62
	PP826-75 Foot Lok Stop™ Trim Kit. White 1 Per Clamshell. 10"H x 6"W x 2.75"D	82675 0	1	.94	6	5.6	.62
BATHDRAIN HALF PAK FORMS A COMPLETE BATHDRAIN WHEN ASSEMBLED WITH TRIM KIT							
	PP22670 Plastic. Includes: Overflow, Tee, Waste Shoe and Plunger 1 Per Bag. 12"H x 6"W	22670 3	1	.72	10	.72	1.02
	PP22675 Brass. Includes: Overflow, Tee, Waste Shoe and Plunger 1 Per Bag. 12"H x 6"W	22675 8	1	2.9	10	29.7	1.87