
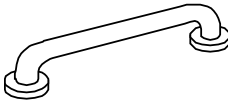
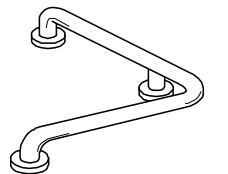
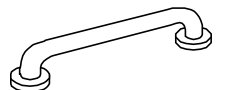






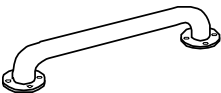



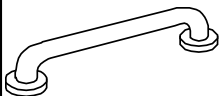



Part Number	Item Description	UPC No.	Box Qty	Box Wt	Ship Ctn Qty	Ship Ctn Wt	Ship Cubic Ft
RESIDENTIAL HANDLEBARS							
1" CHROME PLATED							
 PP2912	16" Straight 1 Per Box. 3"H x 3"W x 19"D	00429 5	-	-	1	1.4	.84
POLISHED HANDLEBARS™							
1 1/4" WITH CONCEALED SCREWS							
PP1900	12" Straight. Chrome Plated 1 Per Box. 3"H x 3"W x 15.5"D	01900 8	1	1.0	6	6.0	53
PP1901	16" Straight. Chrome Plated 1 Per Box. 3"H x 3"W x 19"D	01901 5	1	1.4	3	4.2	.82
 PP1902	24" Straight. Chrome Plated 1 Per Box. 3"H x 3"W x 27"D	01902 2	1	1.8	3	5.4	.53
PP1903	36" Corner. Chrome Plated 1 Per Box. 21.25"H x 3.13"W x 21.25"D	01903 9	1	2.8	2	5.5	.82
PP1920	12" Straight. Chrome Plated & Brass 1 Per Box. 3"H x 3"W x 15.5"D	01920 6	1	1.0	6	6.0	.53
PP1921	16" Straight. Polished Chrome & Brass 1 Per Box. 3"H x 3"W x 19"D	01921 3	1	1.4	3	4.2	53
 PP1922	24" Straight. Polished Chrome & Brass 1 Per Box. 3"H x 3"W x 27"D	01922 0	1	1.8	3	5.4	.53
PP1923	36" Corner. Polished Chrome & Brass 1 Per Box. 21.25"H x 3.13"W x 21.25"D	01923 7	1	2.8	2	5.5	.82
PP1940	12" Straight. Polished Brass 1 Per Box. 3"H x 3"W x 15"D	01940 4	1	1.0	6	6.0	.53
PP1941	16" Straight. Polished Brass 1 Per Box. 3"H x 3"W x 19"D	01941 1	1	1.4	3	4.2	.53
PP1942	24" Straight. Polished Brass 1 Per Box. 3"H x 3"W x 27"D	01942 8	1	1.8	3	5.4	.53
PP1943	36" Corner. Polished Brass 1 Per Box. 21.25"H x 3.13"W x 21.25"D	01943 5	1	2.8	2	5.5	.82
DECORATOR HANDLEBARS™							
1 1/4" WITH CONCEALED SCREWS							
 PP2911	16". White 1 Per Box. 3"H x 3"W x 19"D	02911 3	1	1.4	7	9.8	.82

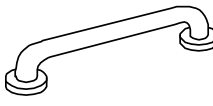

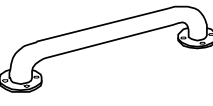


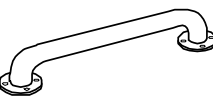
INDEPENDENCE

Part Number	Item Description	UPC No. 046224	Box Qty	Box Wt	Ship Ctn Qty	Ship Ctn Wt	Ship Cubic Ft
CONTINUED							
DECORATOR HANDLEBARS™							
1 1/4" WITH CONCEALED SCREWS							
PP3911	24". White 1 Per Box. 3"H x 3"W x 19"D	00426 4	1	1.8	3	5.4	.82
 PP2921	16". Almond 1 Per Box. 3"H x 3"W x 19"D	02921 2	1	1.4	7	9.8	.82
PP2931	16". Grey 1 Per Box. 3"H x 3"W x 19"D	02931 1	1	1.4	7	9.8	.82
PP2941	16". Black 1 Per Box. 3"H x 3"W x 19"D	02941 0	1	1.4	7	9.8	.82
PP2951	16". Navy 1 Per Box. 3"H x 3"W x 19"D	02951 9	1	1.4	7	9.8	.82
 PP2961	16". Teal 1 Per Box. 3"H x 3"W x 19"D	02961 8	1	1.4	7	9.8	.82
PP2971	16". Red 1 Per Box. 3"H x 3"W x 19"D	02971 7	1	1.4	7	9.8	.82
PP2982	16". Bisque 1 Per Box. 3"H x 3"W x 19"D	02982 3	1	1.4	7	9.8	.82
STAINLESS STEEL HANDLEBARS™							
1 1/4". 18 GAUGE. 304 STAINLESS STEEL							
TUBING. EXPOSED SCREWS							
 PP19340	12" 1 Per Box. 6.25"H x 14"W	19340 1	-	-	1	1.1	.14
PP19340SG	12". With Safety Grip 1 Per Box. 6.25"H x 14"W	79340 3	-	-	1	1.1	.14
 PP19341	16" 1 Per Box. 6.25"H x 18"W	19341 8	-	-	1	1.3	.18
PP19341SG	16". With Safety Grip 1 Per Box. 6.25"H x 18"W	79341 0	-	-	1	1.3	.18
PP19342	18" 1 Per Box. 6.25"H x 20"W	19342 5	-	-	1	1.4	.20
PP19342SG	18". With Safety Grip 1 Per Box. 6.25"H x 20"W	79342 7	-	-	1	1.4	.20





Part Number	Item Description	UPC No. 046224	Box Qty	Box Wt	Ship Ctn Qty	Ship Ctn Wt	Ship Cubic Ft
CONTINUED							
STAINLESS STEEL HANDLEBARS™							
1 1/4". 18 GAUGE. 304 STAINLESS STEEL TUBING. EXPOSED SCREWS							
PP19343	24" 1 Per Box. 6.25"H x 26"	19343 2	-	-	1	1.7	.26
 PP19343SG	24". With Safety Grip 1 Per Box. 6.25"H x 26"W	79343 4	-	-	1	1.7	.26
PP19348	30" 1 Per Box. 6.25"H x 3"W	19348 7	-	-	1	2.0	.32
 PP19348SG	30". With Safety Grip 1 Per Box. 6.25"H x 2"W	79348 9	-	-	1	2.0	.32
PP19344	32" 1 Per Box. 8.75"H x 34"W	19344 9	-	-	1	2.2	.47
PP19344SG	32". With Safety Grip 1 Per Box. 8.75"H x 34"W	79344 1	-	-	1	2.2	.47
PP19345	36" 1 Per Box. 8.75"H x 38"W	19345 6	-	-	1	2.6	.53
 PP19345SG	36". With Safety Grip 1 Per Box. 8.75" x 8"W	79345 8	-	-	1	2.6	.53
PP19346	42" 1 Per Box. 8.75"H x 44"W	19346 3	-	-	1	3.0	.61
 PP19346SG	42". With Safety Grip 1 Per Box. 8.75"H x 44"W	79346 5	-	-	1	3.0	.61
PP19347	48" 1 Per Box. 8.75"H x 50"W	19347 0	-	-	1	3.6	.70
PP19347SG	48". With Safety Grip 1 Per Box. 8.75"H x 50"W	79347 2	-	-	1	3.6	.70

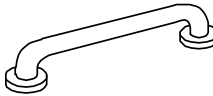



INDEPENDENCE

Part Number	Item Description	UPC No. 046224	Box Qty	Box Wt	Ship Ctn Qty	Ship Ctn Wt	Ship Cubic Ft
STAINLESS STEEL HANDLEBARS™							
1 1/4". 18 GAUGE. 304 STAINLESS STEEL TUBING. CONCEALED SCREWS							
PP19360	12" 1 Per Box. 6.25" x 14"W	19360 9	-	-	1	1.1	.14
	PP19360SG 12". With Safety Grip 1 Per Box. 6.5"H x 14"W	79360 1	-	-	1	1.1	.14
	PP19361 16" 1 Per Box. 6.25"H x 18"W	19361 6	-	-	1	1.3	.18
	PP19361SG 16". With Safety Grip 1 Per Bag 6.25"H x 18"W	79361 8	-	-	1	1.3	.18
	PP19362 18" 1 Per Box. 6.25"H x 20"W	19362 3	-	-	1	1.4	.20
	PP19362SG 18". With Safety Grip 1 Per Box. 6.25"H x 20"W	79362 5	-	-	1	1.4	.20
	PP19363 24" 1 Per Box. 6.25"H x 26"W	19363 0	-	-	1	1.7	.26
	PP19363SG 24". With Safety Grip 1 Per Box. 6.25"H x 26"W	79363 2	-	-	1	1.7	.26
	PP19368 30" 1 Per Box. 6.25"H x 32"W	19368 5	-	-	1	2.0	.32
	PP19368SG 30". With Safety Grip 1 Per Bag. 6.25"H x 32"W	79368 7	-	-	1	2.0	.32
	PP19364 32" 1 Per Box. 8.75"H x 34"W	19364 7	-	-	1	2.2	.47
	PP19364SG 32". With Safety Grip 1 Per Box. 8.75"H x 34"W	79364 9	-	-	1	2.2	.47
	PP19365 36" 1 Per Box. 8.75"H x 38"W	19365 4	-	-	1	2.6	.53
	PP19365SG 36". With Safety Grip 1 Per Box. 8.75"H x 38"W	79365 6	-	-	1	2.6	.53
	PP19366 42". Concealed Screws 1 Per Box. 8.75"H x 44"W	19366 1	-	-	1	3.0	.61

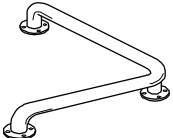
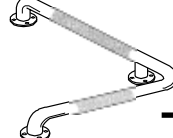
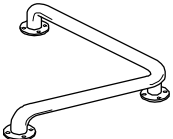
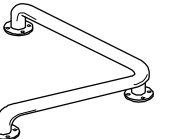
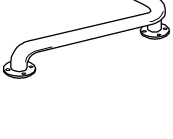
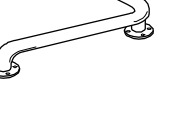
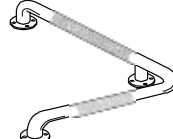
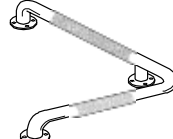



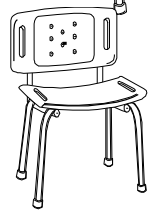
Part Number	Item Description	UPC No.	Box Qty	Box Wt	Ship Ctn Qty	Ship Ctn Wt	Ship Cubic Ft
CONTINUED							
STAINLESS STEEL HANDLEBARS™							
1 1/4". 18 GAUGE. 304 STAINLESS STEEL TUBING. CONCEALED SCREWS							
	PP19366SG 42". With Safety Grip 1 Per Box. 8.75"H x 44"W	79366 3	-	-	1	3.0	.61
	PP19367 48" 1 Per Box. 8.75"H x 50"W	19367 8	-	-	1	3.6	.70
	PP19367SG 48". With Safety Grip 1 Per Box. 8.75"H x 50"W	79367 0	-	-	1	3.6	.70
STAINLESS STEEL HANDLEBARS™							
1 1/2". 18 GAUGE. 304 STAINLESS STEEL TUBING. EXPOSED SCREWS							
	PP19330 12" 1 Per Box. 6.25"H x 14"W	19330 2	-	-	1	1.2	.14
	PP19330SG 12". With Safety Grip 1 Per Box. 6.25"H x 14"W	71330 2	-	-	1	1.2	.14
	PP19331 16" 1 Per Box. 6.25"H x 18"W	19331 9	-	-	1	1.4	.18
	PP19331SG 16". With Safety Grip 1 Per Box. 6.25"H x 18"W	71331 9	-	-	1	1.4	.18
	PP19332 18" 1 Per Box. 6.25"H x 20"W	19332 6	-	-	1	1.5	.20
	PP19332SG 18". With Safety Grip 1 Per Box. 6.25"H x 20"W	71332 6	-	-	1	1.5	.20
	PP19333 24" 1 Per Box. 6.25"H x 26"W	19333 3	-	-	1	2.0	.26
	PP19333SG 24". With Safety Grip 1 Per Box. 6.25"H x 26"W	71333 3	-	-	1	2.0	.26
	PP19338 30" 1 Per Box. 6.25"H x 32"W	19338 8	-	-	1	2.4	.32
	PP19338SG 30". With Safety Grip 1 Per Box. 6.25"H x 32"W	79338 0	-	-	1	2.4	.32

INDEPENDENCE

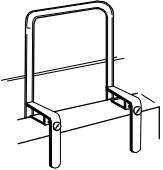


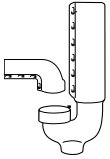
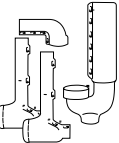
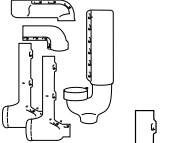
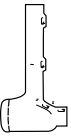
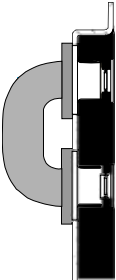
Part Number	Item Description	UPC No. 046224	Box Qty	Box Wt	Ship Ctn Qty	Ship Ctn Wt	Ship Cubic Ft
CONTINUED							
STAINLESS STEEL HANDLEBARS™							
1½". 18 GAUGE. 304 STAINLESS STEEL TUBING. EXPOSED SCREWS							
PP19334	32" 1 Per Box. 8.75"H x 34"W	19334 0	-	-	1	2.88	.47
PP19334SG	32". With Safety Grip 1 Per Box. 8.75"H x 34"W	71334 0	-	-	1	2.88	.47
 PP19335	36" 1 Per Box. 8.75"H x 38"W	19335 7	-	-	1	3.19	.53
 PP19335SG	36. With Safety Grip 1 Per Box. 8.75"H x 38"W	71335 7	-	-	1	3.19	.53
PP19336	42" 1 Per Box. 8.75"H x 44"W	19336 4	-	-	1	3.31	.61
PP19336SG	2". With Safety Grip 1 Per Box. 8.75"H x 50"W	71336 4	-	-	1	3.28	.70
PP19337	48" 1 Per Box. 8.75"H x 50"W	19337 1	-	-	1	3.28	.70
PP19337SG	48". With Safety Grip 1 Per Box. 8.75"H x 50"W	71337 1	-	-	1	3.28	.70
STAINLESS STEEL HANDLEBARS™							
1½". 18 GAUGE. 304 STAINLESS STEEL TUBING. CONCEALED SCREW							
PP1930	12" 1 Per Box. 6.25"H x 14"W	01930 5	-	-	1	1.2	.14
 PP1930SG	12". With Safety Grip 1 Per Box. 6.25"H x 14"W	71930 4	-	-	1	1.2	.14
PP1931	16" 1 Per Box. 6.25"H x 18"W	01931 2	-	-	1	1.4	.18
 PP1931SG	16". With Safety Grip 1 Per Box. 6.25"H x 18"W	71931 1	-	-	1	1.4	.18
PP1929	18" 1 Per Box. 6.25"H x 20"W	01929 9	-	-	1	1.5	.20

Part Number	Item Description	UPC No. 046224	Box Qty	Box Wt	Ship Ctn Qty	Ship Ctn Wt	Ship Cubic Ft
CONTINUED							
STAINLESS STEEL HANDLEBARS™							
1½". 18 GAUGE. 304 STAINLESS STEEL TUBING. CONCEALED SCREW							
PP1929SG	18". With Safety Grip 1 Per Box. 6.25"H x 20"W	71929 8	-	-	1	1.5	.20
 PP1932	24" Concealed Screws 1 Per Box. 6.25"H x 26"W	01932 9	-	-	1	2.0	.26
 PP1932SG	24". With Safety Grip 1 Per Box. 6.25"H x 26"W	71932 8	-	-	1	2.0	.26
PP1938	30" 1 Per Box. 6.25"H x 32"W	01938 1	1	2.4	3	7.2	.22
PP1938SG	30". With Safety Grip 1 Per Box. 6.25"H x 32"W	71938 0	-	-	1	2.4	.32
PP1933	32" 1 Per Box. 8.75"H x 34"D	01933 6	-	-	1	2.9	.47
PP1933SG	32". With Safety Grip 1 Per Box. 8.75"H x 34"D	71933 5	-	-	1	2.9	.47
PP1934	36" 1 Per Box. 8.75"H x 38"D	01934 3	-	-	1	3.2	.53
PP1934SG	36". With Safety Grip 1 Per Box. 8.75"H x 38"D	71934 2	-	-	1	3.2	.53
 PP1935	42" 1 Per Box. 8.75"H x 44"D	01935 0	-	-	1	3.5	.61
 PP1935SG	42". With Safety Grip 1 Per Box. 8.75"H x 44"D	71935 9	-	-	1	3.5	.61
PP1936	48" 1 Per Box. 8.75"H x 50"D	01936 7	-	-	1	3.8	.70
PP1936SG	48". With Safety Grip 1 Per Box. 8.75"H x 50"D	71936 6	-	-	1	3.8	.70

INDEPENDENCE

Part Number	Item Description	UPC No. 046224	Box Qty	Box Wt	Ship Ctn Qty	Ship Ctn Wt	Ship Cubic Ft
UNIVERSAL STAINLESS STEEL HANDLEBARS™ WITH EXPOSED SCREWS							
 PP19354	1½" - 20" x 20" Universal 1 Per Box. 23"H x 23"W	19354 8	1	3.3	.5	16.5	.84
 PP19354SG	1½" - 20" x 20". Universal. With Safety Grip 1 Per Box. 23"H x 23"W	79378 6	-	-	1	3.3	.84
LEFT & RIGHT HANDED STAINLESS STEEL HANDLEBARS™ WITH EXPOSED SCREWS							
 PP19350	1½" - 16" x 32" left handed 1 Per Box. 19"H x 35"W	79369 4	-	-	1	3.8	1.06
 PP19350SG	1½" - 16" x 32" left handed. With Safety Grip 1 Per Box. 19"H x 35"W	79374 8	-	-	1	3.8	1.06
 PP19351	1½" - 16" x 32" right handed 1 Per Box. 19"H x 35"W	79370 0	-	-	1	3.8	1.06
 PP19351SG	1½" - 16" x 32" right handed. With Safety Grip 1 Per Box. 19"H x 35"W	79375 5	-	-	1	3.8	1.06
 PP19352	1½" - 18" x 32" left handed 1 Per Box. 21"H x 35"W	79371 7	-	-	1	3.8	1.17
 PP19352SG	1½" - 18" x 32" left handed. With Safety Grip 1 Per Box. 21"H x 35"W	79376 2	-	-	1	3.8	1.17
 PP19353	1½" - 18" x 32" right handed 1 Per Box. 21"H x 35"W	79372 4	-	-	1	3.8	1.17
 PP19353SG	1½" - 18" x 32" right handed. With Safety Grip 1 Per Box. 21"H x 35"W	79377 9	-	-	1	3.8	1.17
BATH SAFETY SEATS							
BLOW MOLDED POLYETHYLENE							
 PP1985	15" H x 19" W x 12" D. Multiple drainage holes Chrome Finish legs have non-skid rubber tips 1 Per Box. 25.5"H x 15.5"W x 4"D	01985 5	-	-	1	6.0	1.04
 PP1986	15" H x 19" W x 12" D. Multiple drainage holes Chrome Finish legs have non-skid rubber tips Ergonomically correct back rest 1 Per Box. 5"H x 14"W x 22"D	01986 2	-	-	1	6.2	1.50

INDEPENDENCE

Part Number	Item Description	UPC No.	Box Qty	Box Wt	Ship Ctn Qty	Ship Ctn Wt	Ship Cubic Ft
TUB RAILS							
1" IN DIAMETER TUB RAIL							
FITS MOST TUBS INCLUDING MODERN MOLDED TUBS. RUBBER PROTECTION ON CONTACT POINTS. EASY TO ADJUST STEEL CLAMPS							
	PP1981	11" H x 12" W. Polished Chrome 1 Per Box. 19"H x 12.5"W x 1.5"D	01981 7	-	-	1	6.0 .25
ADJUSTABLE TOILET GUARD RAIL							
	PP1989	Adjustable Legs have 5 Height increments from 26" to 30" in One Inch increments Comfortable arm rests. Rubber tipped legs 1 Per Box. 2.5"H x 18.5"W x 28.25"D	01989 3	-	-	1	6.2 .82
ELEVATED TOILET SEAT							
	PP1988	Blow and injection molded plastic Contoured seat. 15 ³ / ₄ "W x 15 ¹ / ₂ "D x 7 ¹ / ₂ "H 1 ³ / ₄ " splash guard 1 Per Box. 7.75"H x 16"W x 16"D	01988 6	-	-	1	7.0 1.15
SAFETY TRAP COVERS							
ADA COMPLIANT							
	K500KN	One P-Trap Cover 1 Per Box. 25.5"H x 14"W	00989 4	-	-	5	8.0 -
	K502KN	One P-Trap Cover and Two Angle Stop Covers 1 Per Box. 25.5"H x 14"W	00986 3	-	-	5	15.0 -
	K503KN	One P-Trap Cover, Two Angle Stop Covers, Two Supply Covers, One Offset Cover 1 Per Box. 12.25"H x 8.25"W	00990 0	-	-	5	16.0 -
	K599KN	One Angle Stop Cover, One Supply Cover 1 Per Box. 12.25"H x 8.25"W	00991 7	-	-	5	6.0 -
SOLID MOUNT™							
	PP19000	For attaching grab bars to fiberglass showers and or tubs. Fully adjustable. Solid Mount must be attached to a stud. Meets or exceeds ANSI standards and is ADA compliant 1 Kit Per Bag. 9"H x 9"W	73928 9	-	-	5	16.3 .12

INDEPENDENCE

Part Number	Item Description	UPC No.	Box Qty	Box Wt	Ship Ctn Qty	Ship Ctn Wt	Ship Cubic Ft
		046224					

INDEPENDENCE