
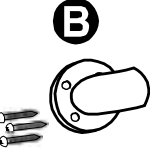
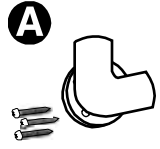


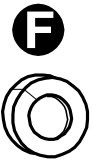




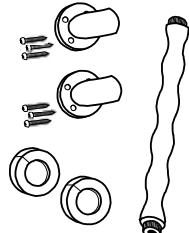
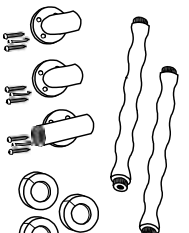
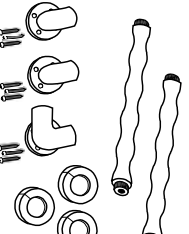
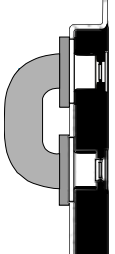
Part Number	Item Description	UPC No. 046224	Box Qty	Box Wt	Ship Ctn Qty	Ship Ctn Wt	Ship Cubic Ft
<b>"A" 90° CORNER CONNECTION</b>							
<b>PP19904</b>	"A" 90° Corner Connection. White 1 Per Clamshell. 5.5"H x 5"W x 3.5"D	19904 5	-	-	6	2.3	.36
<b>PP19904BU</b>	"A" 90° Corner Connection. White Bulk. 7.5"H x 5.75"W x 12.5"D	73452 9	-	-	20	4.3	.31
<b>PP19914</b>	"A" 90° Corner Connection. Almond 1 Per Clamshell. 5.5"H x 5"W x 3.5"D	19914 4	-	-	6	2.3	.6
<b>PP19914BU</b>	"A" 90° Corner Connection. Almond Bulk. 7.5"H x 5.75"W x 12.5"D	73772 8	-	-	20	4.3	.31
<b>PP19924BU</b>	"A" 90° Corner Connection. Black Bulk. 7.5"H x 5.75"W x 12.5"D	73779 7	-	-	20	4.3	.31
<b>"B" END ELBOW CONNECTION</b>							
<b>PP19903</b>	"B" End Elbow Connection. White 1 Per Clamshell. 5.5"H x 5"W x 3.5"D	19903 8	-	-	6	2.0	.36
<b>PP19903BU</b>	"B" End Elbow Connection. White Bulk. 7.5"H x 5.75"W x 12.5"D	73451 2	-	-	25	4.3	.31
<b>PP19913</b>	"B" End Elbow Connection. Almond 1 Per Clamshell. 5.5"H x 5"W x 3.5"D	19913 7	-	-	6	2.0	.36
<b>PP19923</b>	"B" End Elbow Connection. Black 1 Per Clamshell. 5.5"H x 5"W x 3.5"D	19923 6	-	-	6	2.0	.36
<b>"C" INSIDE WALL CONNECTION</b>							
<b>PP19902</b>	"C" Inside Wall Connection. White 1 Per Clamshell. 5.5"H x 5"W x 3.5"D	19902 1	-	-	6	2.3	.36
<b>PP19902BU</b>	"C" Inside Wall Connection. White Bulk. 7.5"H x 5.75"W x 12.5"D	73450 5	-	-	20	4.3	.31
<b>PP19912</b>	"C" Inside Wall Connection. Almond 1 Per Clamshell. 5.5"H x 5"W x 3.5"D	19912 0	-	-	6	2.3	.36
<b>PP19912BU</b>	"C" Inside Wall Connection. Almond Bulk. 7.5"H x 5.75"W x 12.5"D	73770 4	-	-	20	4.3	.31
<b>PP19922</b>	"C" Inside Wall Connection. Black 1 Per Clamshell. 5.5"H x 5"W x 3.5"D	19922 9	-	-	6	2.3	.36
<b>PP19922BU</b>	"C" Inside Wall Connection. Black Bulk. 7.5"H x 5.75"W x 12.5"D	73777 3	-	-	20	4.3	.31



INTERLOCK SYSTEM

Part Number	Item Description	UPC No. 046224	Box Qty	Box Wt	Ship Ctn Qty	Ship Ctn Wt	Ship Cubic Ft
<b>"D" EXTENSION TEE</b>							
	<b>PP19901</b>	"D" Extension Tee. White 1 Per Clamshell. 5.5"H x 5"W x 3.5"D	19901 4	-	-	6	2.4 .36
	<b>PP19901BU</b>	"D" Extension Tee. White Bulk. 7.5"H x 5.75"W x 12.5"D	73449 9	-	-	20	5.3 .31
	<b>PP19911</b>	"D" Extension Tee. Almond 1 Per Clamshell. 5.5"H x 5"W x 3.5"D	19911 3	-	-	6	2.4 .36
	<b>PP19911BU</b>	"D" Extension Tee. Almond Bulk. 7.5"H x 5.75"W x 12.5"D	73769 8	-	-	20	5.3 .31
	<b>PP19921BU</b>	"D" Extension Tee. Black Bulk. 7.5"H x 5.75"W x 12.5"D	73776 6	-	-	20	5.3 .31
<b>"E" FLANGED WALL CONNECTION</b>							
	<b>PP19905</b>	"E" Flanged Wall Connection. White 1 Per Clamshell. 5.5"H x 5"W x 3.5"D	19905 2	-	-	6	1.8 .36
	<b>PP19905BU</b>	"E" Flanged Wall Connection. White Bulk. 7.5"H x 3.75"W x 9"D	73453 6	-	-	20	2.1 .15
	<b>PP19915</b>	"E" Flanged Wall Connection. Almond 1 Per Clamshell. 5.5"H x 5"W x 3.5"D	19915 1	-	-	6	1.8 .36
	<b>PP19915BU</b>	"E" Flanged Wall Connection. Almond Bulk. 7.5"H x 3.75"W x 9"D	73773 5	-	-	20	2.1 .15
<b>"F" COVERING FLANGE</b>							
	<b>PP19906</b>	"F" Covering Flange. White 1 Per Card. 5.75"H x 4.875"W x 1"D	19906 9	-	-	6	.45 .17
	<b>PP19906BU</b>	"F" Covering Flange. White Bulk. 7.5"H x 3.5"W x 5"D	73454 3	-	-	20	1.8 .17
	<b>PP19916</b>	"F" Covering Flange. Almond 1 Per Card. 5.75"H x 4.875"W x 1"D	19916 8	-	-	6	.45 .1
	<b>PP19926</b>	"F" Covering Flange. Black 1 Per Card. 5.75" x 4.875" x 1"D	19926 7	-	-	6	.45 .17
<b>16" INTERLOCK BAR</b>							
	<b>PP19900</b>	16" Interlock Bar. White 1 Per Card. 20.5"H x 3.5"W x 1.5"D	19900 7	-	-	6	4.0 .36
	<b>PP19900BU</b>	16" Interlock Bar. White Bulk. 7.5"H x 7.75"W x 15"D	73465 9	-	-	25	14.0 .50

INTERLOCK SYSTEM

Part Number	Item Description	UPC No.	Box Qty	Box Wt	Ship Ctn Qty	Ship Ctn Wt	Ship Cubic Ft
<b>CONTINUED</b>							
<b>16" INTERLOCK BAR</b>							
	<b>PP19910</b>	16" Interlock Bar. Almond 1 Per Card. 20.5"H x 3.5"W x 1.5"D	19910 6	-	-	6	4.0 .36
	<b>PP19910BU</b>	16" Interlock Bar. Almond Bulk. 7.5"H x 7.75"W x 15"D	73768 1	-	-	25	14.0 .50
	<b>PP19920</b>	16" Interlock Bar. Black 1 Per Card. 20.5"H x 3.5"W x 1.5"D	19920 5	-	-	6	4.0 .36
	<b>PP19920BU</b>	16" Interlock Bar. Black Bulk. 7.5"H x 7.75"W x 15"D	73775 9	-	-	25	14.0 .50
<b>16" STRAIGHT INTERLOCK BAR KIT</b>							
	<b>PP19950</b>	16" Straight Interlock Bar Kit. White 1 Per Clamshell. 7"H x 16.75"W x 3.5"W	19950 2	-	-	3	5.3 .73
	<b>PP19951</b>	16" Straight Interlock Bar Kit. Almond 1 Per Clamshell. 7"H x 16.75"W x 3.5"W	19951 9	-	-	3	5.3 .73
	<b>PP19952</b>	16" Straight Interlock Bar Kit. Black 1 Per Clamshell. 7"H x 16.75"W x 3.5"W	19952 6	-	-	3	5.3 .73
<b>32" STRAIGHT INTERLOCK BAR KIT</b>							
	<b>PP19960</b>	32" Straight Interlock Bar Kit. White 1 Per Clamshell. 7"H x 16.75"W x 3.5"D	19960 1	-	-	3	7.3 .73
	<b>PP19961</b>	32" Straight Interlock Bar Kit. Almond 1 Per Clamshell. 7"H x 16.75"W x 3.5"D	19961 8	-	-	3	7.3 .73
<b>CORNER BAR KIT</b>							
	<b>PP19975</b>	Corner Bar Kit. White 1 Per Clamshell. 7"H x 16.75"W x 3.5"D	19975 5	-	-	3	7.3 .73
	<b>PP19976</b>	Corner Bar Kit. Almond 1 Per Clamshell. 7"H x 16.75"W x 3.5"D	19976 2	-	-	3	7.3 .73
<b>SOLID MOUNT™</b>							
	<b>PP19000</b>	For attaching grab bars to fiberglass showers and or tubs. Fully adjustable. Solid Mount must be attached to a stud. Meets or exceed ANSI standards and is ADA compliant 1 Kit Per Bag. 9"H x 9"W	73928 9	-	-	5	16.3 .12

INTERLOCK SYSTEM

Part Number	Item Description	UPC No. 046224	Box Qty	Box Wt	Ship Ctn Qty	Ship Ctn Wt	Ship Cubic Ft

INTERLOCK SYSTEM