
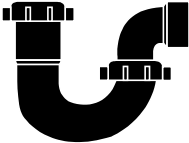










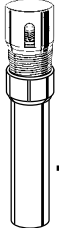


Part Number	Item Description	UPC No.	Box Qty	Box Wt	Ship Ctn Qty	Ship Ctn Wt	Ship Cubic Ft
<b>P TRAP WITH MARVEL CONNECTOR</b>							
 <b>MB400BC</b>	1 1/2" O.D. with Super Nuts. Black 1 Per Card. 7.25"H x 13.5"W	73242 6	-	-	5	3.3	.5
<b>SINK TRAPS</b>							
 <b>MB550BC</b>	1 1/2" O.D. Sink Trap. Solvent Weld Connection to 1 1/4" Sch. 40. Stub Out. Black 1 Per Card. 7"H x 10"W	73243 3	-	-	5	3.5	.5
<b>MB500BC</b>	1 1/2" O.D. Sink Trap. Solvent Weld Connection to 1 1/2" Sch. 40. Stub Out. Black 1 Per Card. 7"H x 10"W	00066 2	-	-	5	3.3	.5
<b>STRAINER ITEMS</b>							
 <b>MB73SS</b>	CO Plug 1 1/4" x 5". One piece with Lift 'N Lok Top. Plastic with Stainless Steel Rim 1 Per Card. 8.5"H x 3.5"W	73246 4	-	-	5	1.9	.15
 <b>MB74SS</b>	CO Plug 1 1/4" x 5". One piece with Rubber Stopper. Plastic with Stainless Steel Rim 1 Per Card. 8.5"H x 3.5"W	73247 1	-	-	5	1.9	.15
<b>CONTINUOUS WASTE ADJUSTABLE END OUTLET</b>							
 <b>MB120BC</b>	13" - 17". Slip Joint or Direct Connect. Black 1 Per Card. 10.25"H x 19.25"W	73248 8	-	-	5	4.5	1.64
 <b>MB119BC</b>	13" - 17" with 3/4" Branch Tailpiece Slip Joint or Direct Connect. Black 1 Per Card. 10.25"H x 19.25"W	73249 5	-	-	5	5.1	1.64
<b>DISPOSER KIT</b>							
 <b>MB335BC</b>	Telescoping Disposer Kit 1 1/2" O.D. x 10" to 15". Black 1 Per Card. 10.25"H x 19.25"W	73250 1	-	-	5	4.2	1.64
<b>TAILPIECE</b>							
 <b>MB904B</b>	1 1/2" x 4" with nut & washer. Black 1 Per Card. 8.5"H x 4.75"W	73251 8	-	-	5	1.7	.23
<b>MB905B</b>	1 1/2" x 6" with nut & washer. Black 1 Per Card. 8.5"H x 4.75"W	73252 5	-	-	5	1.9	.23
<b>MB907B</b>	1 1/2" x 8" with nut & washer. Black 1 Per Card. 13.88"H x 5.75"W	73253 2	-	-	5	2.2	.5

Part Number	Item Description	UPC No. 046224	Box Qty	Box Wt	Ship Ctn Qty	Ship Ctn Wt	Ship Cubic Ft
<b>CONTINUED</b>							
<b>TAILPIECE</b>							
 <b>MB906B</b>	1 1/2" x 12". With nut & washer. Black 1 Per Card. 13.88"H x 5.75"W	73254 9	-	-	5	2.4	.5
<b>EXTENSION TUBE</b>							
 <b>MB917B</b>	1 1/2" x 8". Slip Joint With nut & washer. Black 1 Per Card. 13.88"H x 5.75"W	73255 6	-	-	5	2.2	.5
<b>NUTS AND WASHER</b>							
 <b>MB959B</b>	1 1/2" Wing Super Nut. Black. Plastic tailpiece washer. Plastic Slip Joint Washer (1 ea.) 1 Per Card. 4.5"H x 3.5"W	73257 0	-	-	5	.75	.8
 <b>MB989</b>	1 1/2" Rubber washer. 1 1/2" Beveled Slip Joint Rubber washer (2 ea.) 2 Per Card. 4.5"H x 3.5"W	73258 7	-	-	5	.54	.08
<b>MECHANICAL PLUMBING VENTS</b>							
 <b>MB5539</b>	Mechanical Plumbing Vent with Sch. 40 1 1/2" x 8" Extension 1 Per Card. 13.88"H x 5.75"W	73259 4	-	-	5	2.5	.5

MANUFACTURED HOME