




Keeney Universal Quick "Cover Up" Tub Stopper



**Universal "Quick Cover" Tub Stopper
installs in five minutes, using no tools,
and eliminating the need to remove plumbing!**

**The oversized stopper hides worn
or outdated drain openings
for a quick trim update**



THE KEENEY
MANUFACTURING COMPANY
NEWINGTON, CT 06111 U.S.A.



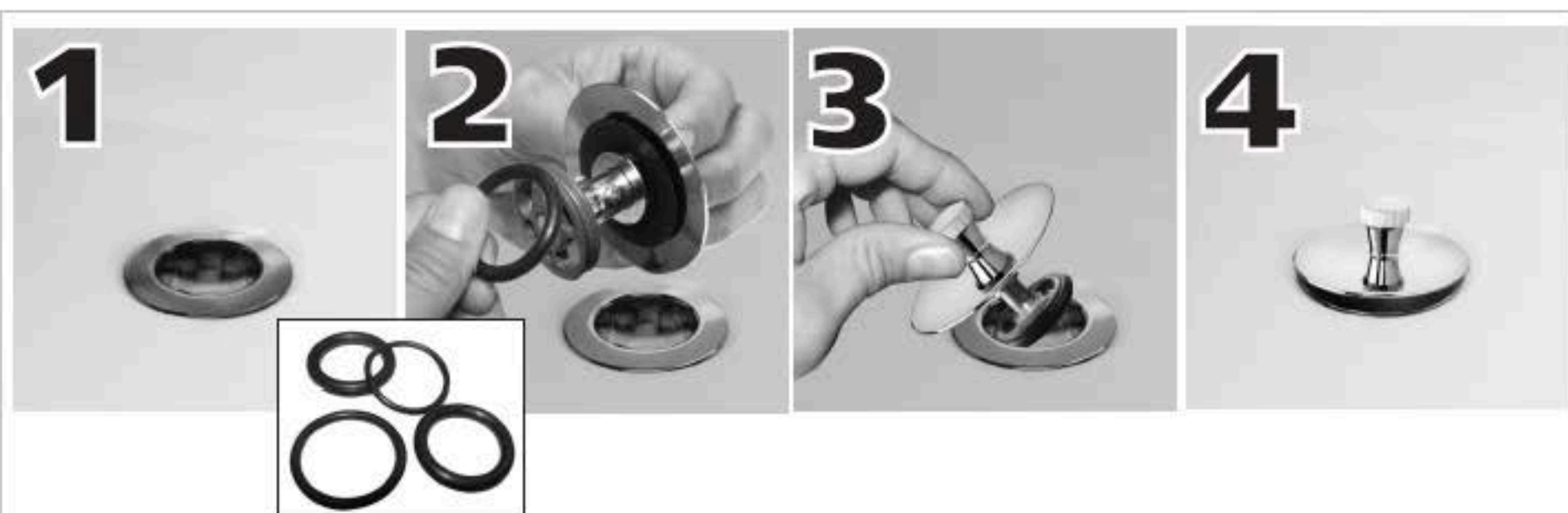
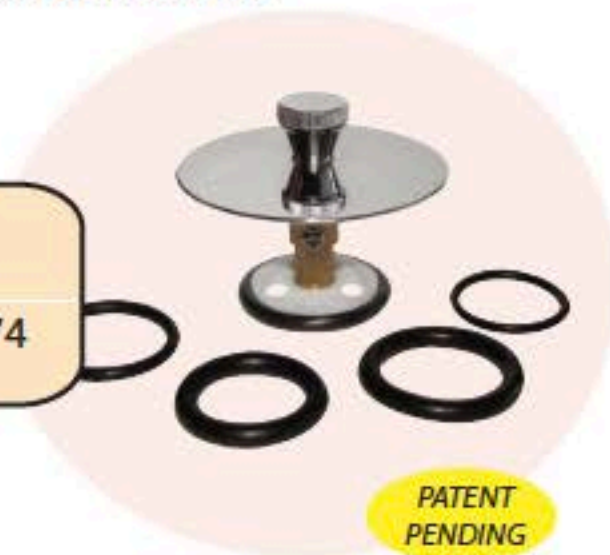
THE KEENEY
MANUFACTURING COMPANY

Universal Quick "Cover Up" Tub Stopper

Eliminates the need to disconnect existing plumbing to remove the drain strainer in order to update the look of the bath tub drain.

Includes Extra Large, Quick "Cover Up" Stopper and assorted washers to fit most bath drains including triplever style. **Slide Blister Packed.**

Part Number	Finish	Pack Quantity	UPC
K826-36PC	Polished Chrome	3	046224039174



Instructions:

1. Remove old stopper or grid from drain strainer if one is present.
2. Briefly run the o rings under water to lubricate them.
Do not use any other substance than water to lubricate.
3. Beginning with the smallest diameter o ring, attach the o ring to the plastic disc and insert into the drain with the stopper in the closed position and inserted at an angle (see image), **not straight down**, while applying pressure in a downward circular motion.
4. Continue this process with all of the o rings until a secure fit is found and the stopper can be opened and closed without the entire unit moving up or down.
5. Test the unit by filling the tub with a small amount of water to make sure the stopper holds water. If not you may need to apply downward pressure to the stopper to make sure it is properly seated.



The Keeney Manufacturing Company • Plumb Pak

Contact us for more information: 1-800-243-0526 • fax 1-860-665-0374 • email: ncs@upt.com

<http://www.keeneymfg.com> ©2012 Form: #LIT110 Printed in the U.S.A.